

Big Walnut Local School District

Monthly Financial Report

for the month ended
November 30, 2021



Prepared By:
Jeremy J. Buskirk
Treasurer

Table of Contents

<u>Description</u>	<u>Page</u>
Pie Chart of Estimated Revenue and Expenditures for fiscal years 2021-22 and 2011-12	1
Comparison of Fiscal Year 2022 YTD Estimated Revenue and Expenditures with Fiscal Year 2022 YTD Actuals	2

Variance Analysis

Comparison of Monthly Ending Cash Balances	4 & 5
Comparison of Monthly and Total Revenues & Other Financing Sources	6 & 7
Comparison of Monthly and Total General Property Tax (Real Estate)	8 & 9
Comparison of Monthly and Total Tangible Personal Property Tax (PUPP)	10 & 11
Comparison of Monthly and Total Income Tax	12 & 13
Comparison of Monthly and Total State Grants-in-Aid (Unrestricted & Restricted)	14 & 15
Comparison of Monthly and Total State Property Tax Allocations	16 & 17
Comparison of Monthly and Total Other Revenues & Other Financing Sources	18 & 19
Comparison of Monthly and Total Expenditures & Other Financing Uses	20 & 21
Comparison of Monthly and Total Personal Services (Salaries & Wages)	22 & 23
Comparison of Monthly and Total Employees' Retirement/Insurance Benefits	24 & 25
Comparison of Monthly and Total Purchased Services	26 & 27
Comparison of Monthly and Total Supplies and Materials	28 & 29
Comparison of Monthly and Total Capital Outlay	30 & 31
Comparison of Monthly and Total Other Expenditure Objects & Other Financing Uses	32 & 33

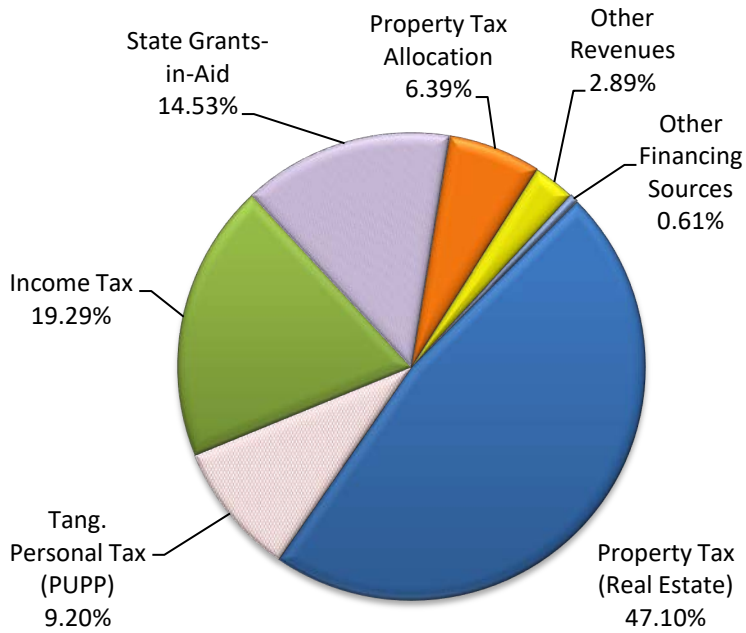
All Funds Reports

Receipts, Expenditures and Fund Balances All Funds (Fund Report)	35
Summary Check Register (Disbursement Report)	36 - 46
Comparison of Fiscal Year 2022 YTD Appropriations with Fiscal YTD Actual Expenditures – All Funds (excluding General Fund)	48
Investments - All Funds	49 - 52

Page Intentionally Left Blank

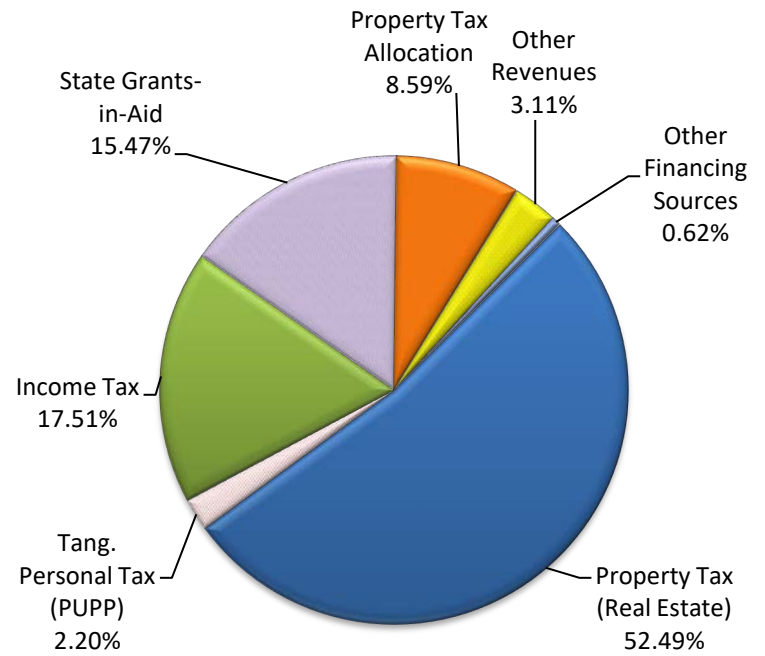
EST. GENERAL FUND REVENUE FY22

\$48,049,946



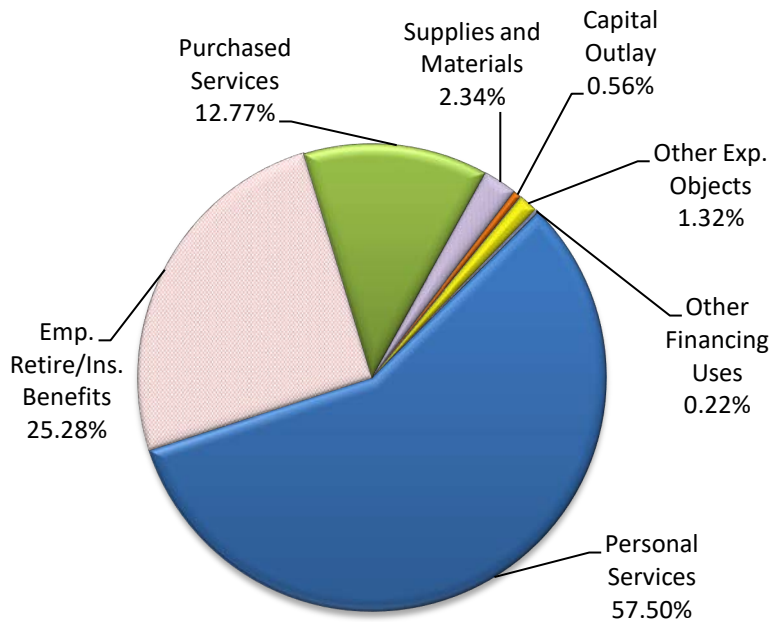
EST. GENERAL FUND REVENUE FY12

\$29,886,132



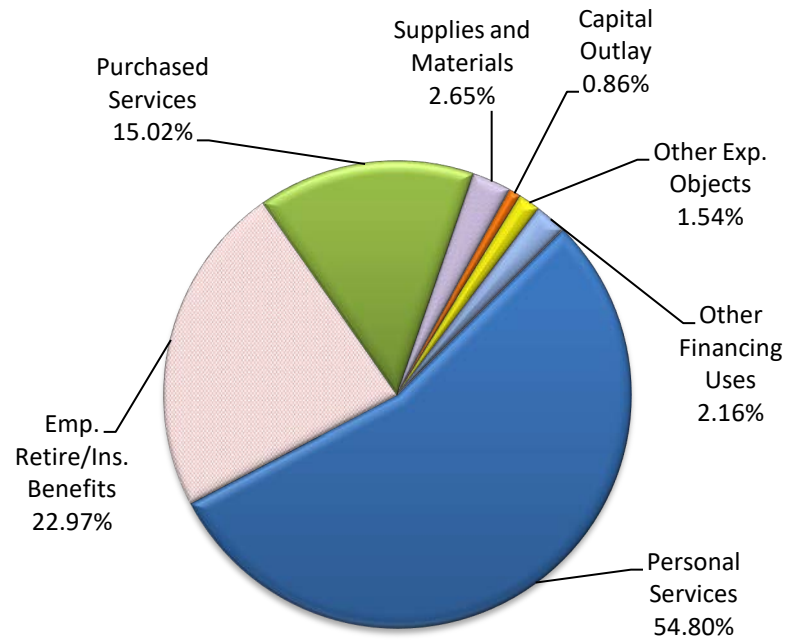
EST. GENERAL FUND EXPENDITURES FY22

\$45,395,038



EST. GENERAL FUND EXPENDITURES FY12

\$26,966,126



Note: There were significant cuts made for FY11 due to budget constraints and a levy failure in the previous fiscal year. Some costs staffing and costs were returned for FY12.

	FY 2022	FY 2012	% Change
Enrollment	4,215 as of 11/5/2021	2,994	40.78%

**COMPARISON OF FISCAL YEAR 2022 YEAR-TO-DATE ESTIMATED REVENUES AND
EXPENDITURES WITH FISCAL YEAR 2022 YEAR-TO-DATE ACTUALS
GENERAL & REQUIRED DEBT SERVICE FUNDS ONLY**

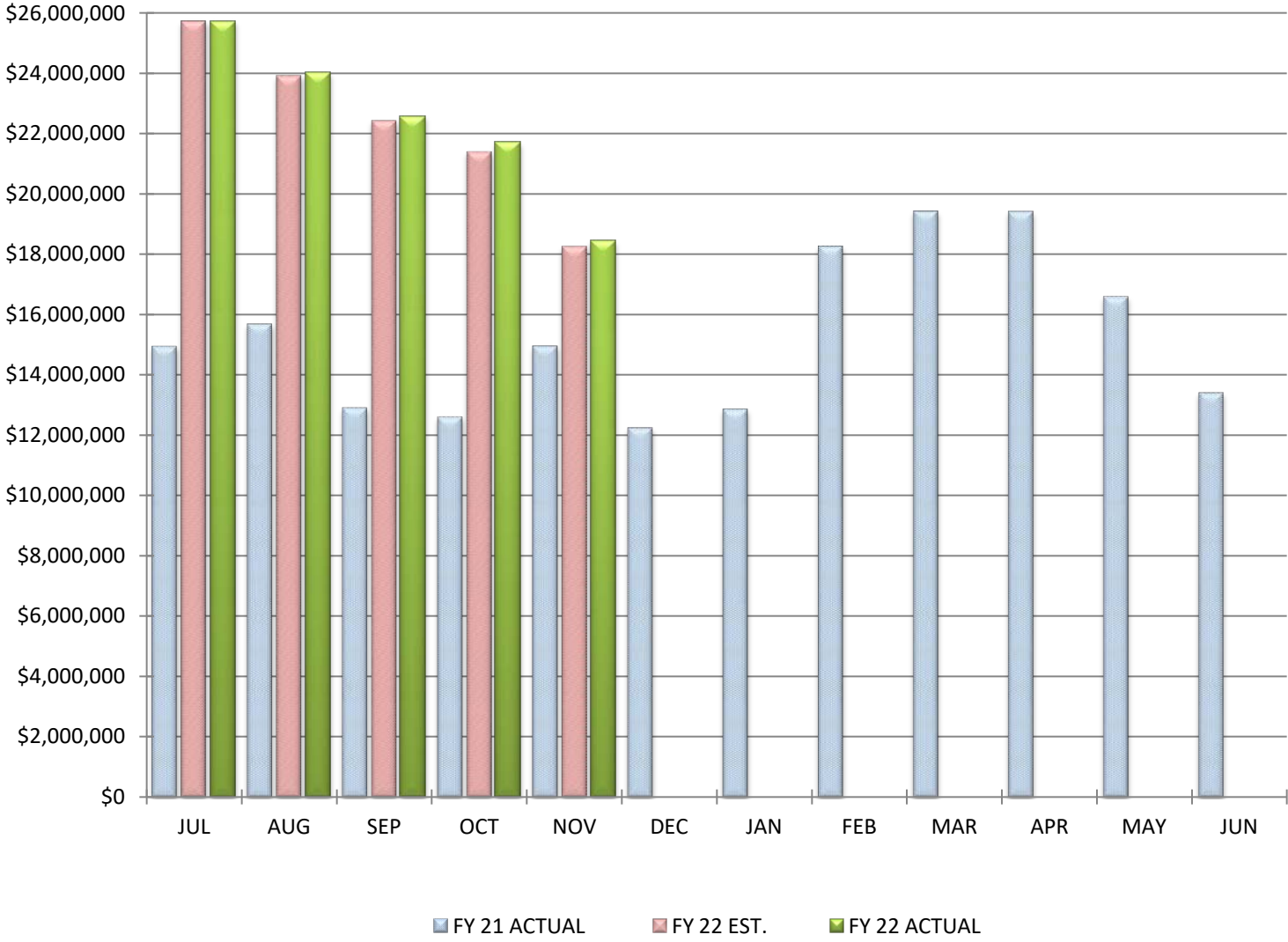
<u>CATEGORY</u>	<u>FY 22 EST.</u>	<u>FY 22 ACTUAL</u>	<u>VARIANCE</u>	<u>PERCENTAGE</u>
Revenues				
General Property Tax (Real Estate)	\$10,715,498	\$10,792,180	\$76,682	0.7%
Tangible Personal Property (PUPP)	2,231,297	2,231,099	(198)	0.0%
Income Tax	5,561,949	5,619,809	57,860	1.0%
Unrestricted State Grants-in-Aid	2,664,897	2,581,873	(83,024)	-3.1%
Restricted State Grants-in-Aid	51,016	6,066	(44,950)	-88.1%
Property Tax Allocation (Reimb.)	1,513,626	1,504,264	(9,362)	-0.6%
All Other Revenues	698,965	701,021	2,056	0.3%
Total Revenues	23,437,248	23,436,311	(937)	0.0%
Other Financing Sources				
Advances-In	\$278,000	\$278,000	\$0	0.0%
All Other Financing Sources	3,746	10,472	6,726	179.5%
Total Other Financing Sources	281,746	288,472	6,726	2.4%
Total Revenues & Other Fin. Sources	\$23,718,994	\$23,724,783	\$5,789	0.0%
Expenditures				
Personal Services (Salaries & Wages)	\$10,717,208	\$10,675,073	(\$42,135)	-0.4%
Retirement/Insurance Benefits	4,839,163	4,798,824	(40,339)	-0.8%
Purchased Services	2,281,590	2,194,937	(86,653)	-3.8%
Supplies and Materials	710,510	688,534	(21,976)	-3.1%
Capital Outlay	7,550	6,598	(952)	-12.6%
Other Expenditure Objects	318,630	326,122	7,492	2.4%
Total Expenditures	18,874,651	18,690,088	(184,563)	-1.0%
Other Financing Uses				
Operating Transfers-Out	\$0	\$0	\$0	0.0%
Advances-Out	0	0	0	0.0%
All Other Financing Uses	0	0	0	0.0%
Total Other Financing Uses	\$0	\$0	\$0	0.0%
Total Expenditures & Other Fin. Uses	\$18,874,651	\$18,690,088	(\$184,563)	-1.0%
Excess of Revenues & Other Fin. Sources over (under) Expenditures & Other Fin. Uses	\$4,844,343	\$5,034,695	\$190,352	3.9%
Beginning Cash Balance July 1	\$13,412,581	\$13,412,581	\$0	0.0%
Ending Cash Balance	\$18,256,924	\$18,447,275	\$190,352	1.0%
Estimated Encumbrances	\$2,531,170	\$2,476,636	\$54,534	
Unreserved Fund Balance	\$15,725,754	\$15,970,640	\$244,886	



BIG WALNUT | INSPIRE
LOCAL SCHOOLS | & GUIDE

VARIANCE ANALYSIS - GENERAL FUND

COMPARISON OF MONTHLY ENDING CASH BALANCES



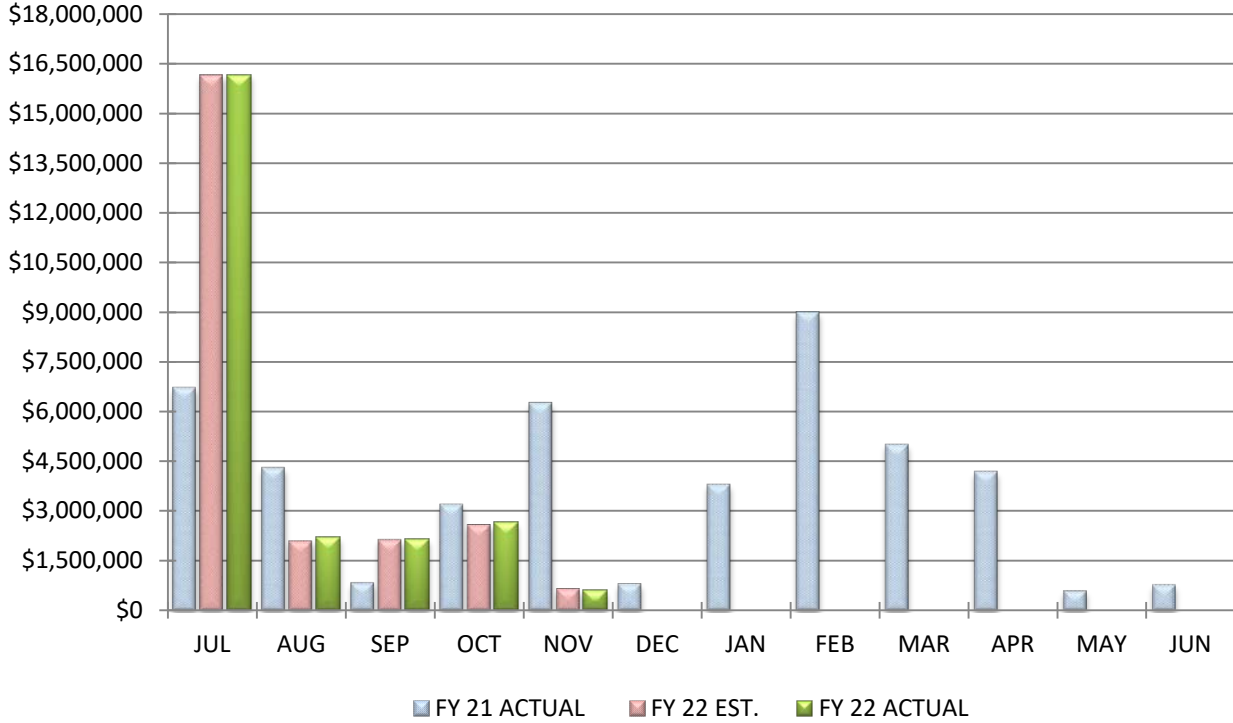
COMPARISON OF MONTHLY ENDING CASH BALANCES

November 30, 2021

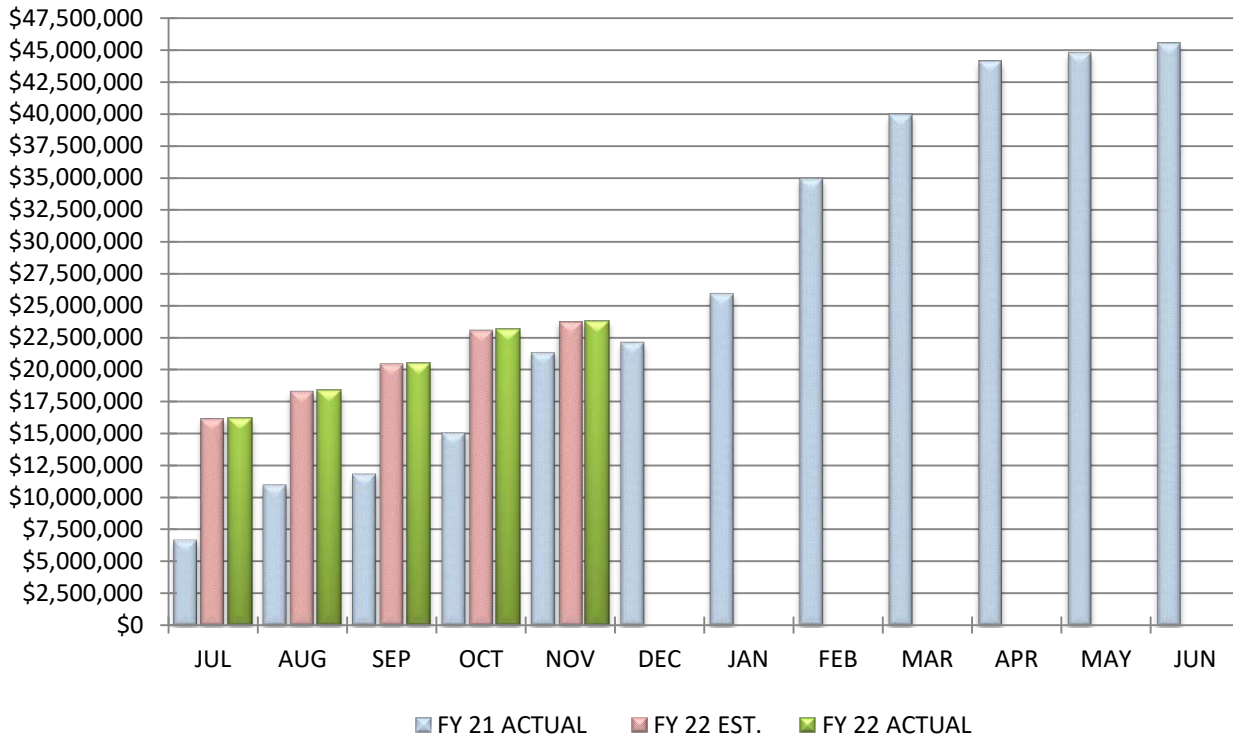
Actual Cash Balance		\$18,447,275
Estimated Cash Balance		\$18,256,924
Variance From Estimate	OVER	\$190,352
Percent Variance From Estimate	OVER	1.04%
Previous Year Cash Balance		\$14,951,935

COMMENTS: We are on target with our annual estimates. Our November balance is slightly above our estimated balance at this point in the year due to our expenditures being slightly under projections. Additional details will be provided in subsequent sections.

COMPARISON OF TOTAL MONTHLY REVENUES & OTHER FINANCING SOURCES



COMPARISON OF TOTAL YEAR-TO-DATE REVENUES & OTHER FINANCING SOURCES



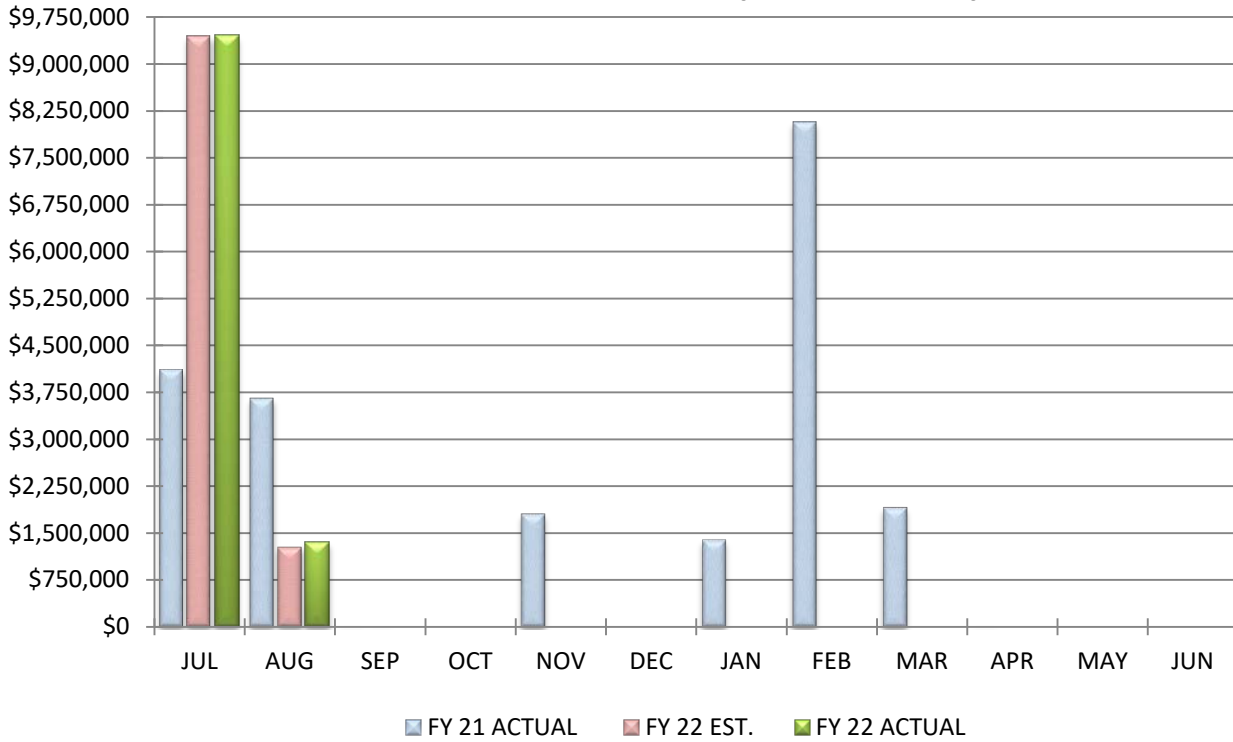
COMPARISON TOTAL REVENUES & OTHER FINANCING SOURCES

November 30, 2021

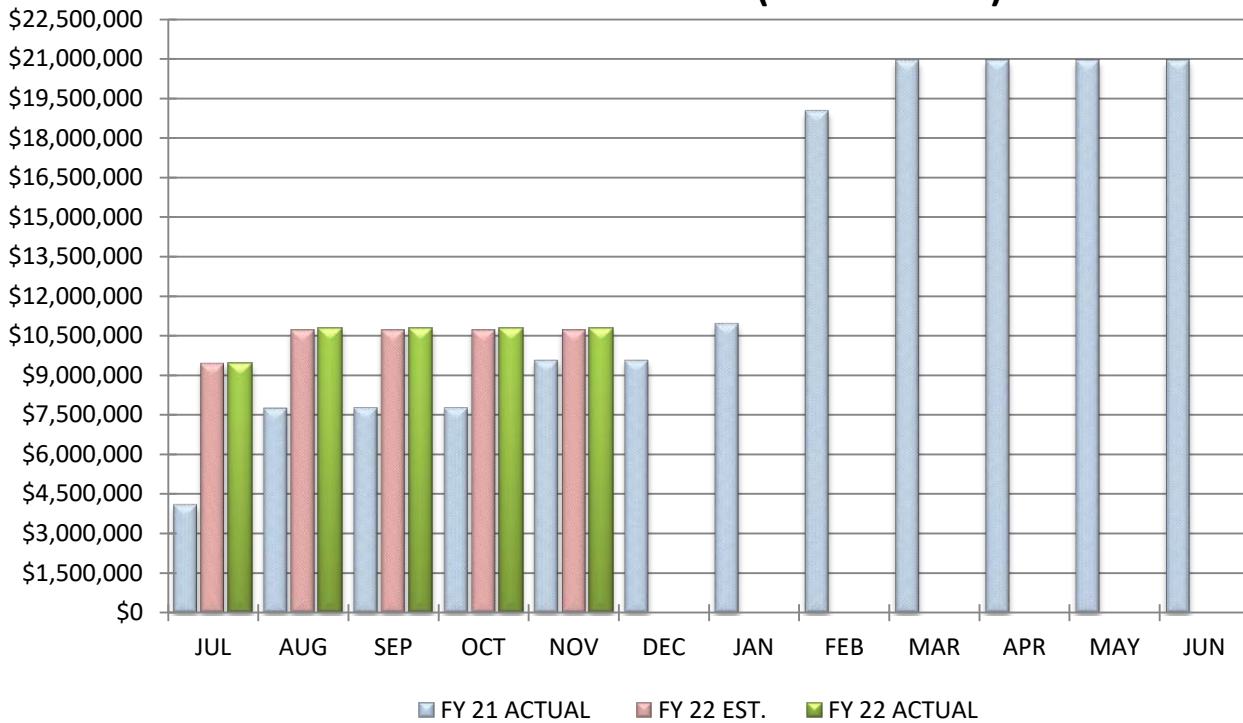
		<u>MONTH</u>		<u>YEAR-TO-DATE</u>
Actual Receipts		\$586,093		\$23,724,783
Estimated Receipts		\$678,864		\$23,718,994
Variance From Estimate	UNDER	(\$92,771)	OVER	\$5,789
Variance From Estimate	UNDER	-13.67%	OVER	0.02%
Actual Prior Year		\$6,257,190		\$21,332,348
Total 2021-2022 Estimate				\$48,049,946
Percent Of Total Estimate Received				49.38%
Percent Of Budget Year Completed		5 Months		41.67%

COMMENTS: We are on target with our annual estimates for total revenues and other financing sources.

COMPARISON OF TOTAL MONTHLY GENERAL PROPERTY TAX (REAL ESTATE)



COMPARISON OF TOTAL YEAR-TO-DATE GENERAL PROPERTY TAX (REAL ESTATE)



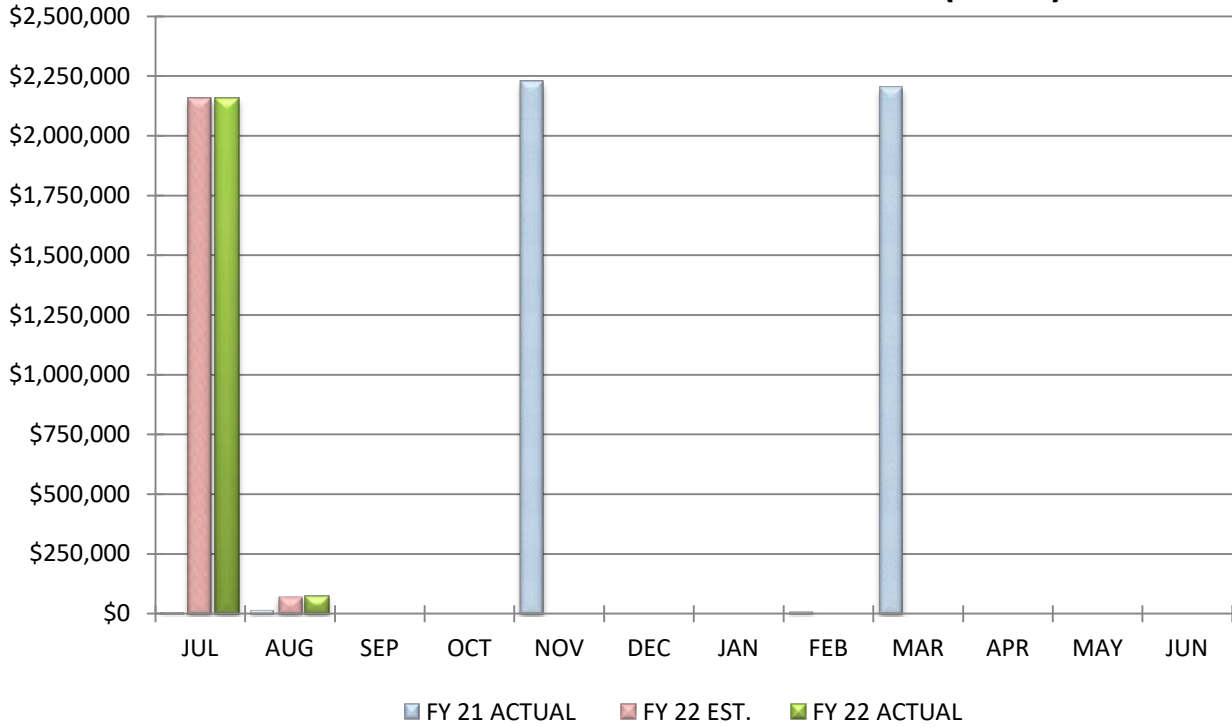
COMPARISON OF GENERAL PROPERTY TAX (REAL ESTATE)

November 30, 2021

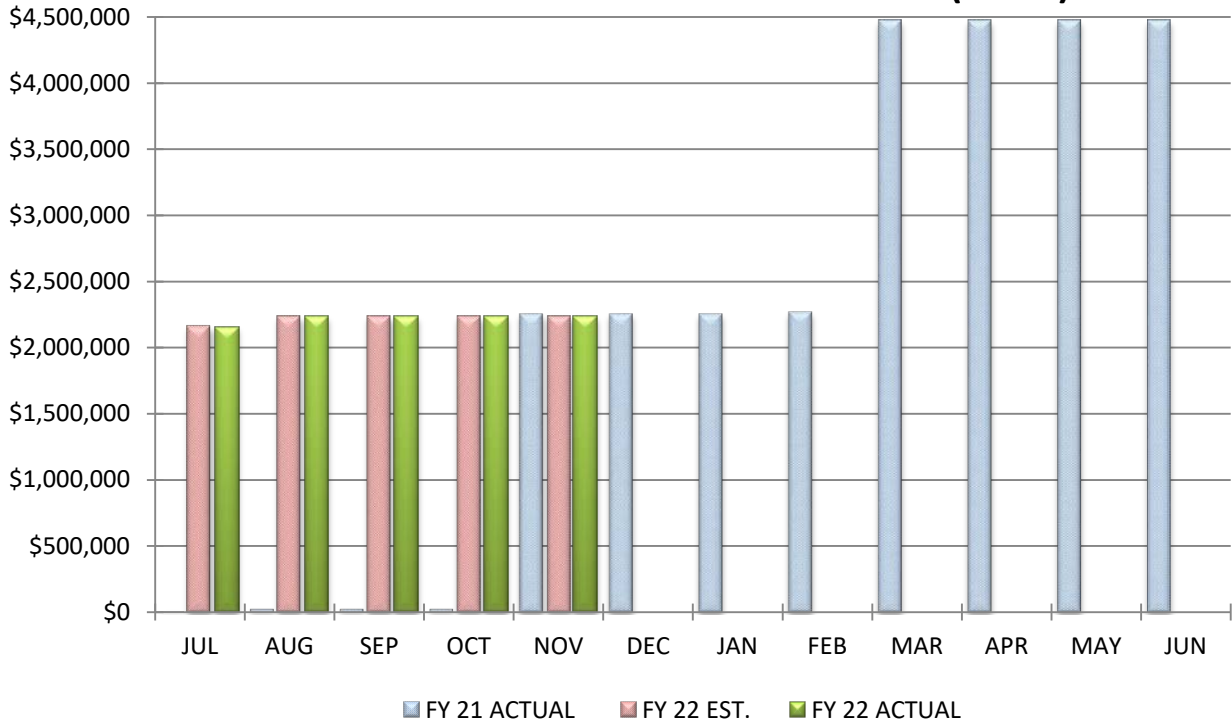
	<u>MONTH</u>		<u>YEAR-TO-DATE</u>
Actual Real Estate Tax Receipts	\$0		\$10,792,180
Estimated Real Estate Tax Receipts	\$0		\$10,715,498
Variance From Estimate	\$0	OVER	\$76,682
Variance From Estimate	0.00%	OVER	0.72%
Actual Prior Year	\$1,803,822		\$9,574,832
Total 2021-2022 Estimate			\$22,630,628
Percent Of Total Estimate Received			47.69%
Percent Of Budget Year Completed	5 months		41.67%

COMMENTS: We are on target with our annual estimates.

COMPARISON OF TOTAL MONTHLY TANGIBLE PERSONAL PROPERTY TAX (PUPP)



COMPARISON OF TOTAL YEAR-TO-DATE TANGIBLE PERSONAL PROPERTY TAX (PUPP)



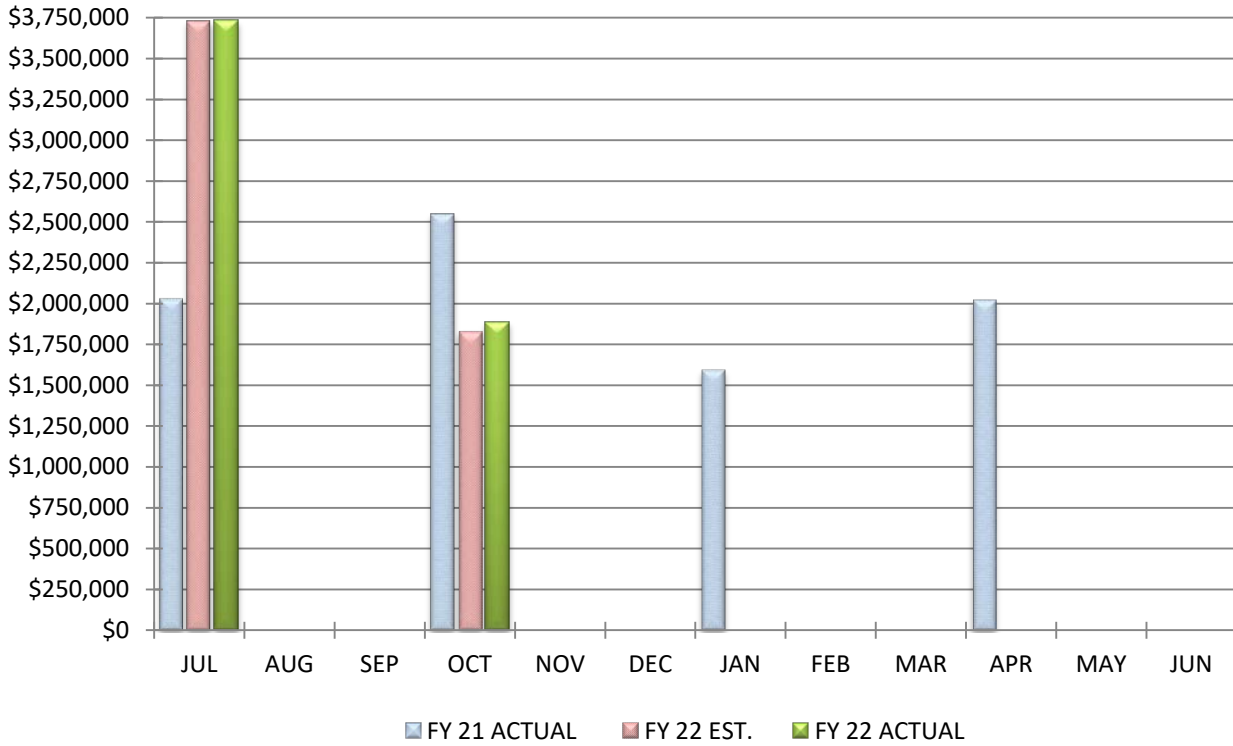
COMPARISON OF TANGIBLE PERSONAL PROPERTY TAX (PUPP)

November 30, 2021

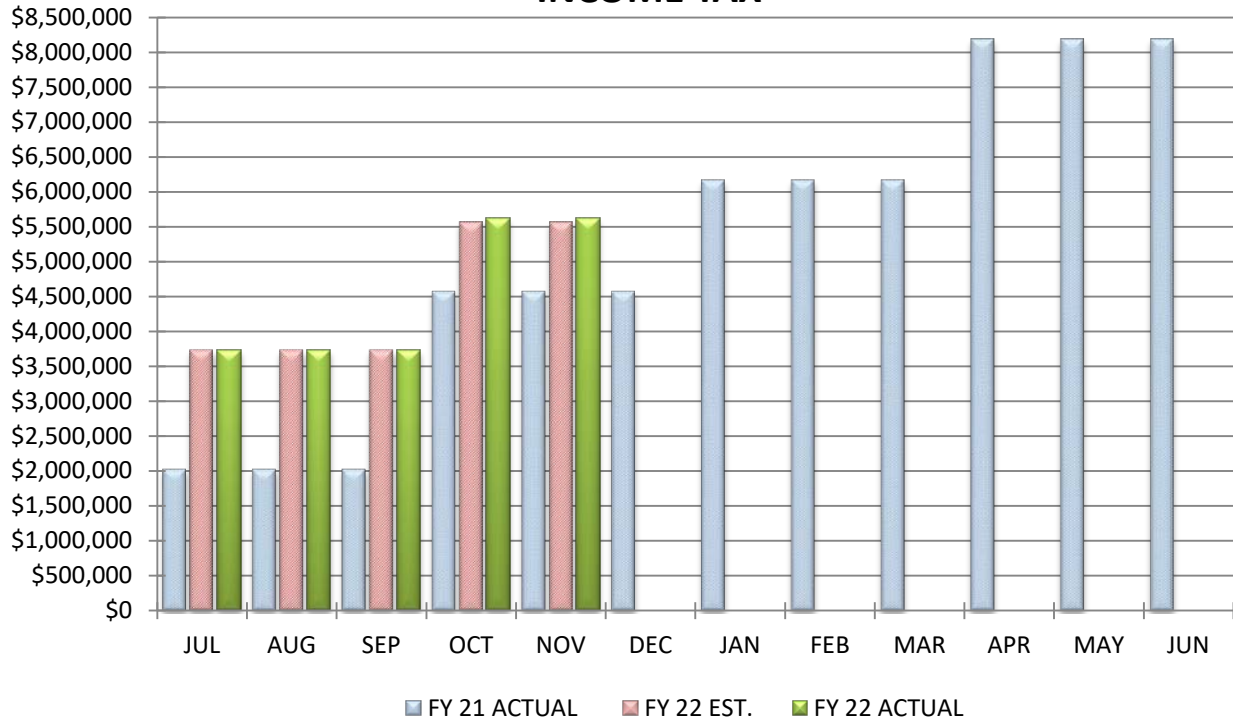
	<u>MONTH</u>		<u>YEAR-TO-DATE</u>
Actual PUPP Tax Receipts	\$0		\$2,231,099
Estimated PUPP Tax Receipts	\$0		\$2,231,297
Variance From Estimate	\$0	UNDER	(\$198)
Variance From Estimate	0.00%	UNDER	-0.01%
Actual Prior Year	\$2,227,496		\$2,255,830
Total 2021-2022 Estimate			\$4,419,541
Percent Of Total Estimate Received			50.48%
Percent Of Budget Year Completed	5 months		41.67%

COMMENTS: We are on target with our annual estimates.

COMPARISON OF TOTAL MONTHLY INCOME TAX



COMPARISON OF TOTAL YEAR-TO-DATE INCOME TAX



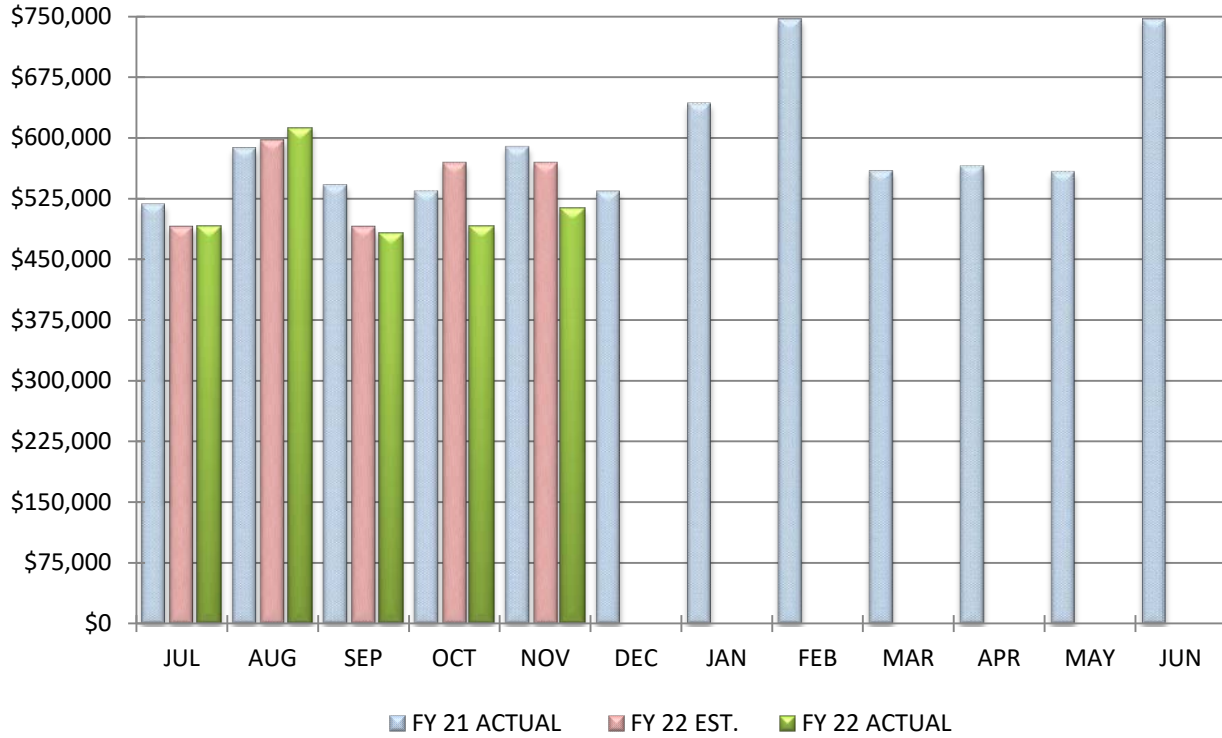
COMPARISON OF INCOME TAX

November 30, 2021

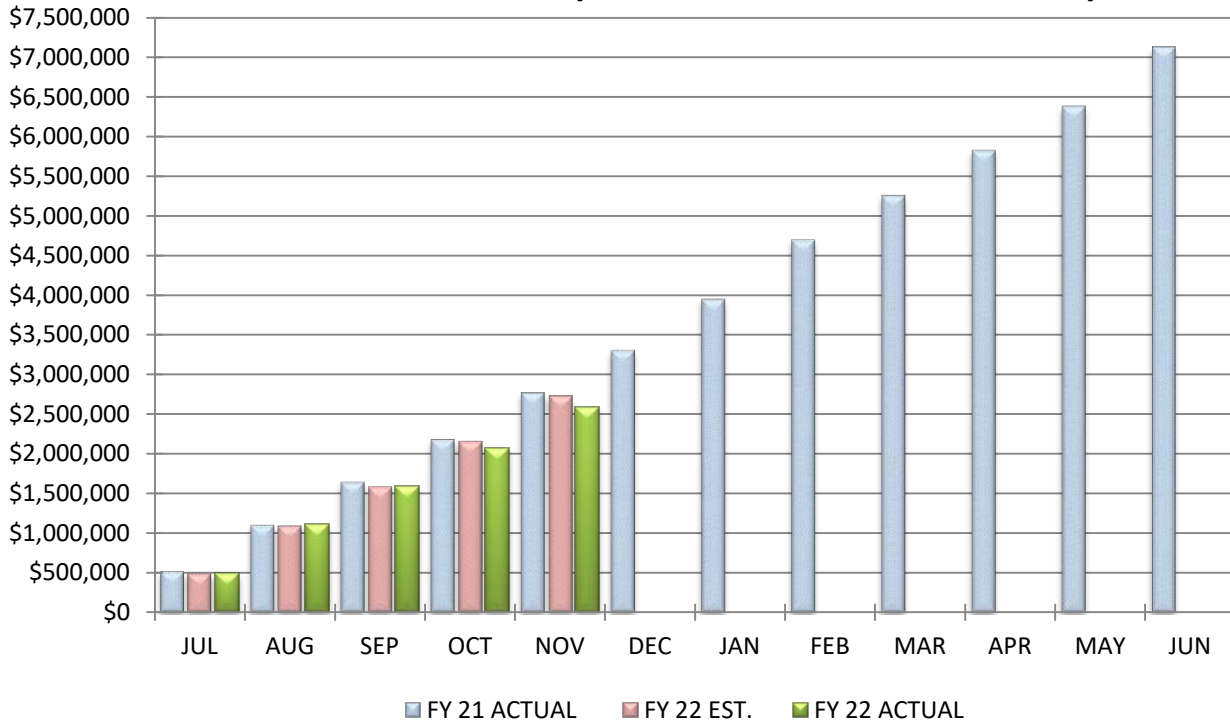
	<u>MONTH</u>		<u>YEAR-TO-DATE</u>
Actual State Receipts	\$0		\$5,619,809
Estimated State Receipts	\$0		\$5,561,949
Variance From Estimate	\$0	OVER	\$57,860
Variance From Estimate	0.00%	OVER	1.04%
Actual Prior Year	\$0		\$4,574,800
Total 2021-2022 Estimate			\$9,269,915
Percent Of Total Estimate Received			60.62%
Percent Of Budget Year Completed	5 months		41.67%

COMMENTS: We are over our target with our annual estimates. With the receipt of our second quarterly payment, it appears that our overall community income has rebounded and is more in line with the growth trends we saw prior to the pandemic. As such, we adjusted our expected total income tax receipts up for the fiscal year in our November forecast. As can be seen in the income tax graphs and the numbers above, our collections at this point in the year are well over last year where we were still experiencing the effects of the pandemic.

COMPARISON OF TOTAL MONTHLY STATE GRANTS-IN-AID (UNRESTRICTED & RESTRICTED)



COMPARISON OF TOTAL YEAR-TO-DATE STATE GRANTS-IN-AID (UNRESTRICTED & RESTRICTED)



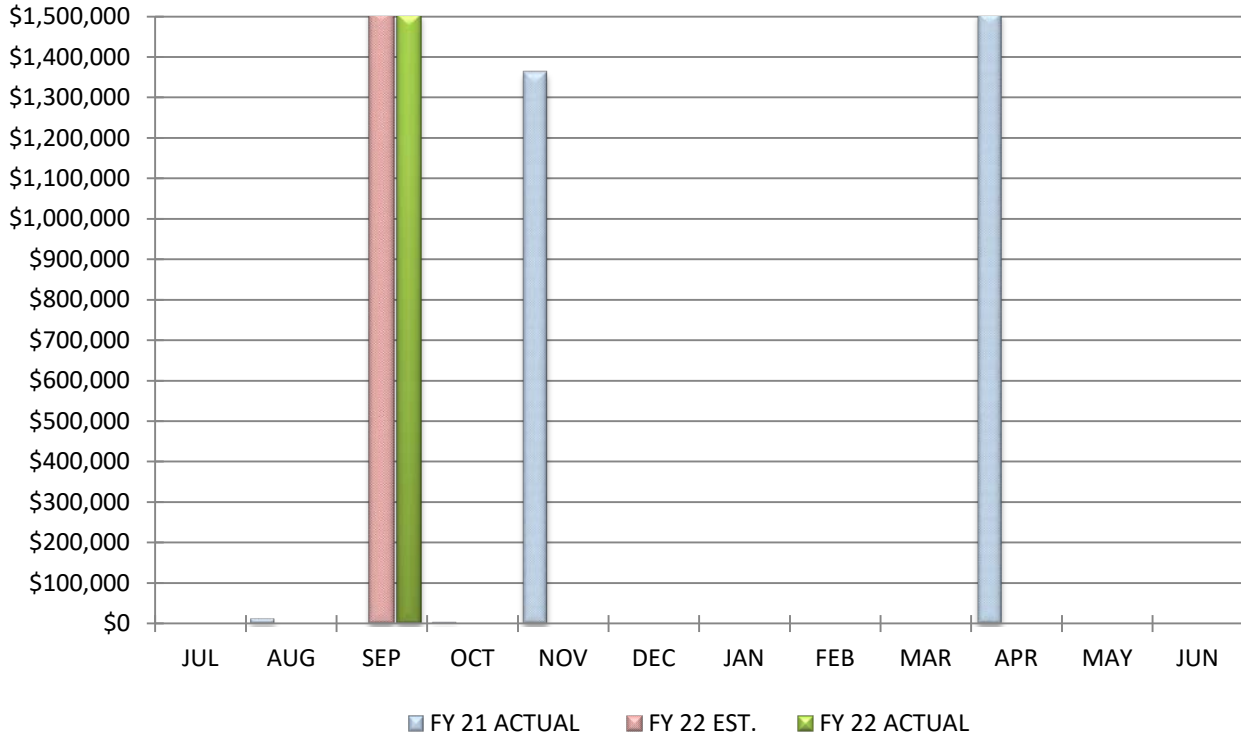
COMPARISON OF STATE GRANTS-IN-AID (UNRESTRICTED & RESTRICTED)

November 30, 2021

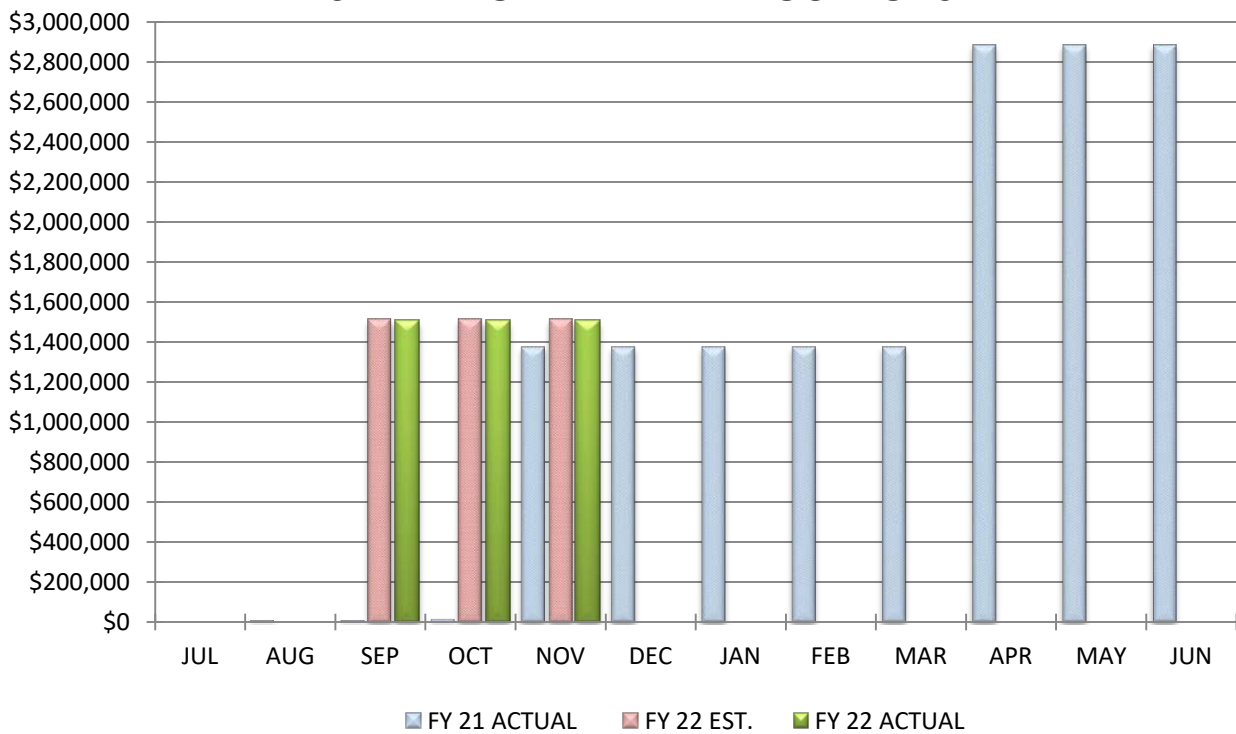
		<u>MONTH</u>		<u>YEAR-TO-DATE</u>
Actual State Receipts		\$512,306		\$2,587,939
Estimated State Receipts		\$569,074		\$2,715,913
Variance From Estimate	UNDER	(\$56,768)	UNDER	(\$127,974)
Variance From Estimate	UNDER	-9.98%	UNDER	-4.71%
Actual Prior Year		\$589,020		\$2,770,896
Total 2021-2022 Estimate				\$6,981,314
Percent Of Total Estimate Received				37.07%
Percent Of Budget Year Completed			5 months	41.67%

COMMENTS: The current total annual estimate has not taken into account the revenue impact from the implementation of the new school funding formula. However, we did attempt to estimate the monthly impact of the originally anticipated October implementation, as well as the return of the final portion of our State funding cuts from May 2020. The implementation of the new formula has been delayed, and we anticipate adjustments will be seen in January 2022. We are seeing variances in our estimates due to the delayed implementation. Depending on how the State handles the payment, we may see the recapturing of this variance in January (lump-sum true-up payment) or over the remainder of the year (spread into remaining payments). The estimated financial impact has been included into our current five-year forecast projections.

COMPARISON OF TOTAL MONTHLY STATE PROPERTY TAX ALLOCATIONS



COMPARISON OF TOTAL YEAR-TO-DATE STATE PROPERTY TAX ALLOCATIONS



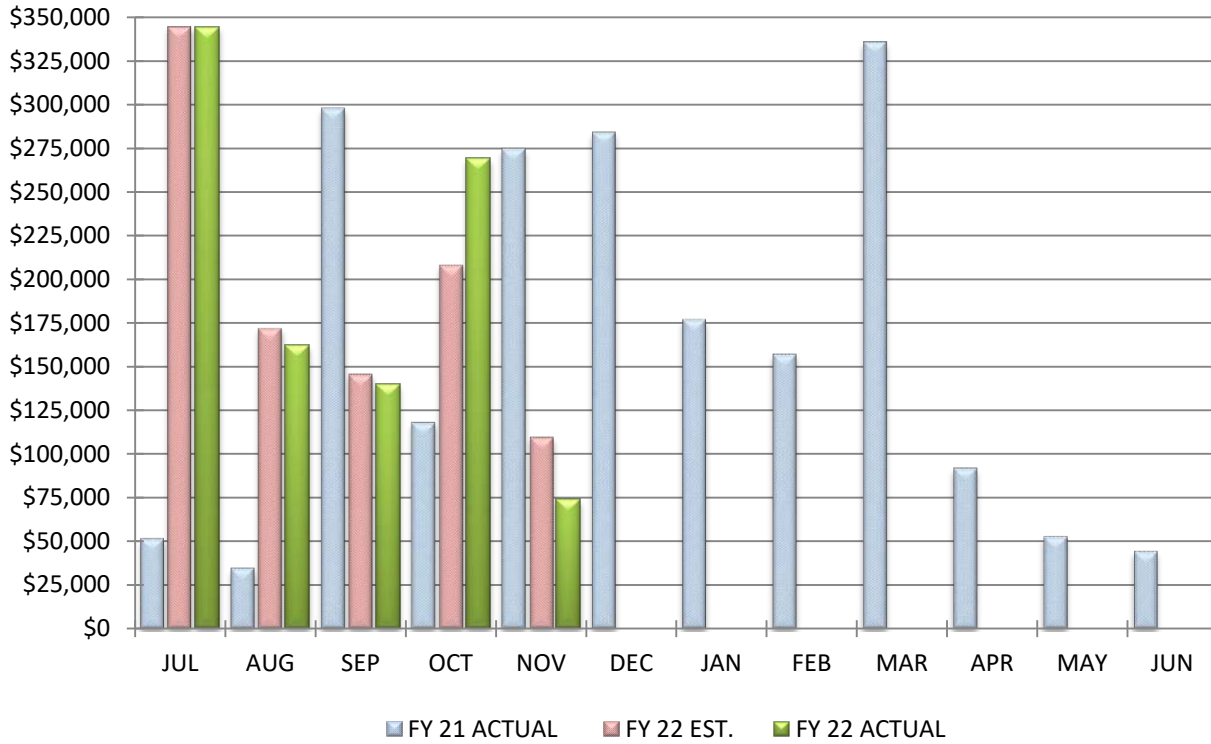
COMPARISON OF STATE PROPERTY TAX ALLOCATIONS

November 30, 2021

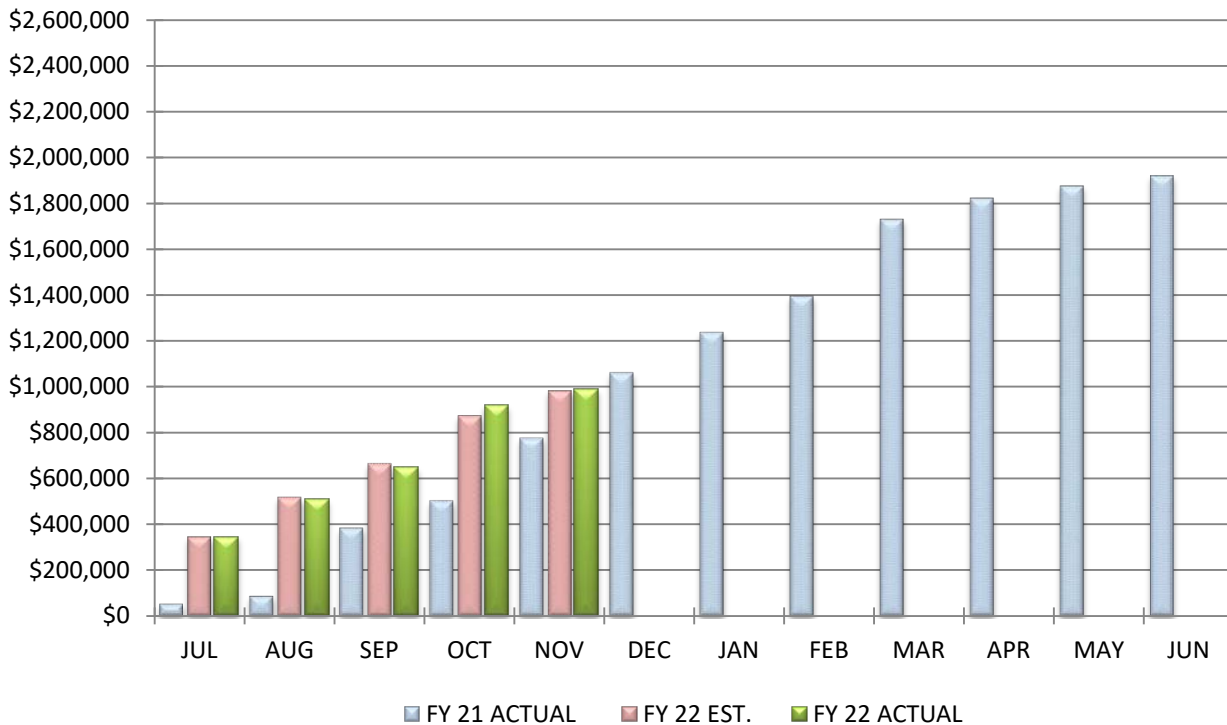
	<u>MONTH</u>		<u>YEAR-TO-DATE</u>
Actual Tax Allocation Receipts	\$0		\$1,504,264
Estimated Tax Allocation Receipts	\$0		\$1,513,626
Variance From Estimate	\$0	UNDER	(\$9,362)
Variance From Estimate	0.00%	UNDER	-0.62%
Actual Prior Year	\$1,362,371		\$1,379,260
Total 2021-2022 Estimate			\$3,070,499
Percent Of Total Estimate Received			48.99%
Percent Of Budget Year Completed		5 months	41.67%

COMMENTS: We are on target with our annual estimates.

COMPARISON OF TOTAL MONTHLY OTHER REVENUES & OTHER FINANCING SOURCES



COMPARISON OF TOTAL YEAR-TO-DATE OTHER REVENUES & OTHER FINANCING SOURCES



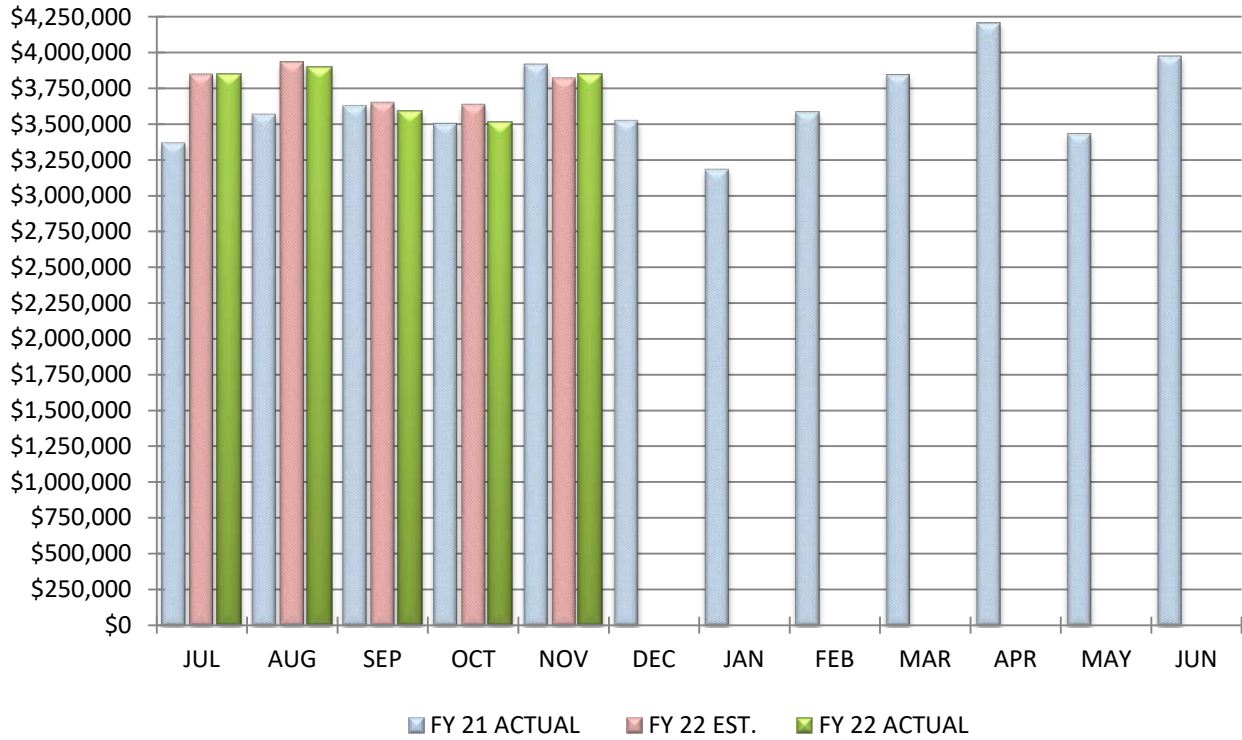
COMPARISON OF OTHER REVENUES & OTHER FINANCING SOURCES

November 30, 2021

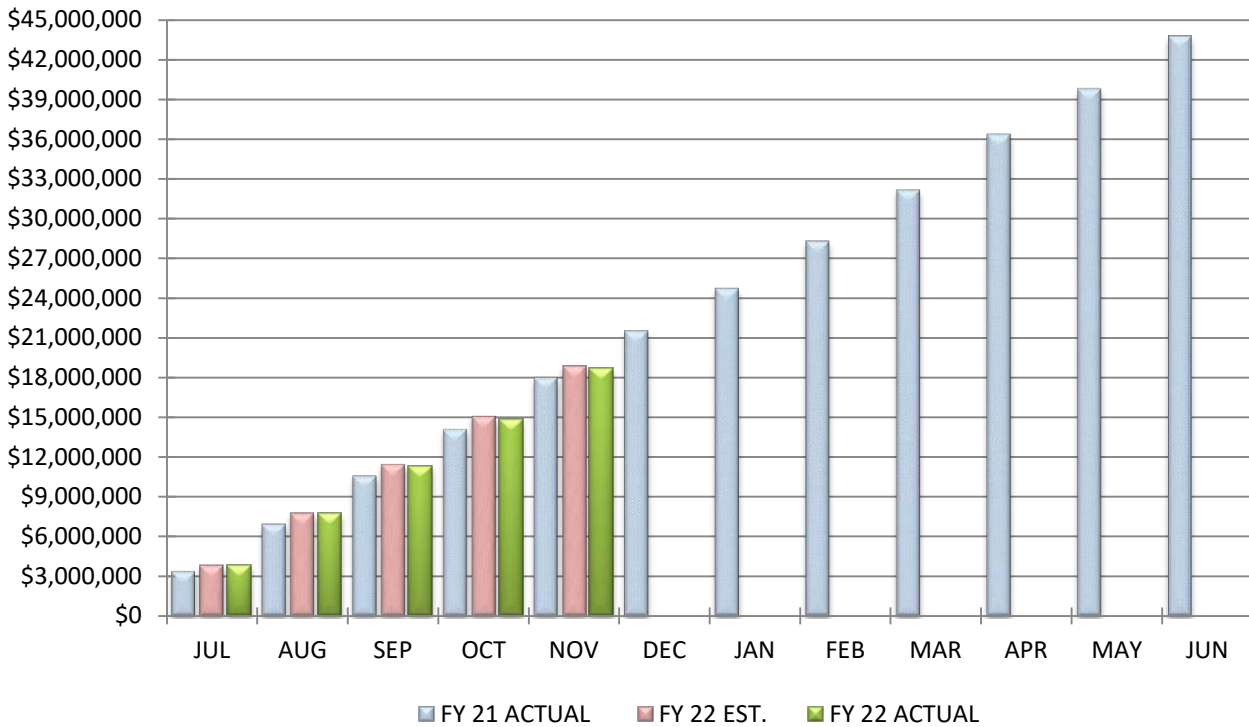
		<u>MONTH</u>		<u>YEAR-TO-DATE</u>
Actual Other Receipts		\$73,788		\$989,492
Estimated Other Receipts		\$109,790		\$980,711
Variance From Estimate	UNDER	(\$36,002)	OVER	\$8,781
Variance From Estimate	UNDER	-32.79%	OVER	0.90%
Actual Prior Year		\$274,481		\$776,731
Total 2021-2022 Estimate				\$1,678,049
Percent Of Total Estimate Received				58.97%
Percent Of Budget Year Completed		5 months		41.67%

COMMENTS: We are on target with our annual estimates. The new state funding formula is now funding students where they are taught instead of having additional revenue additions for items like open enrollment, special needs scholarships, and community schools. These changes will adjust the anticipated amounts collected in this revenue area for this fiscal year. Another revenue in this funding area is the "advance in" from the food service fund that was received, which has increased the amount reported compared to the prior year.

COMPARISON OF TOTAL MONTHLY EXPENDITURES & OTHER FINANCING USES



COMPARISON OF TOTAL YEAR-TO-DATE EXPENDITURES & OTHER FINANCING USES



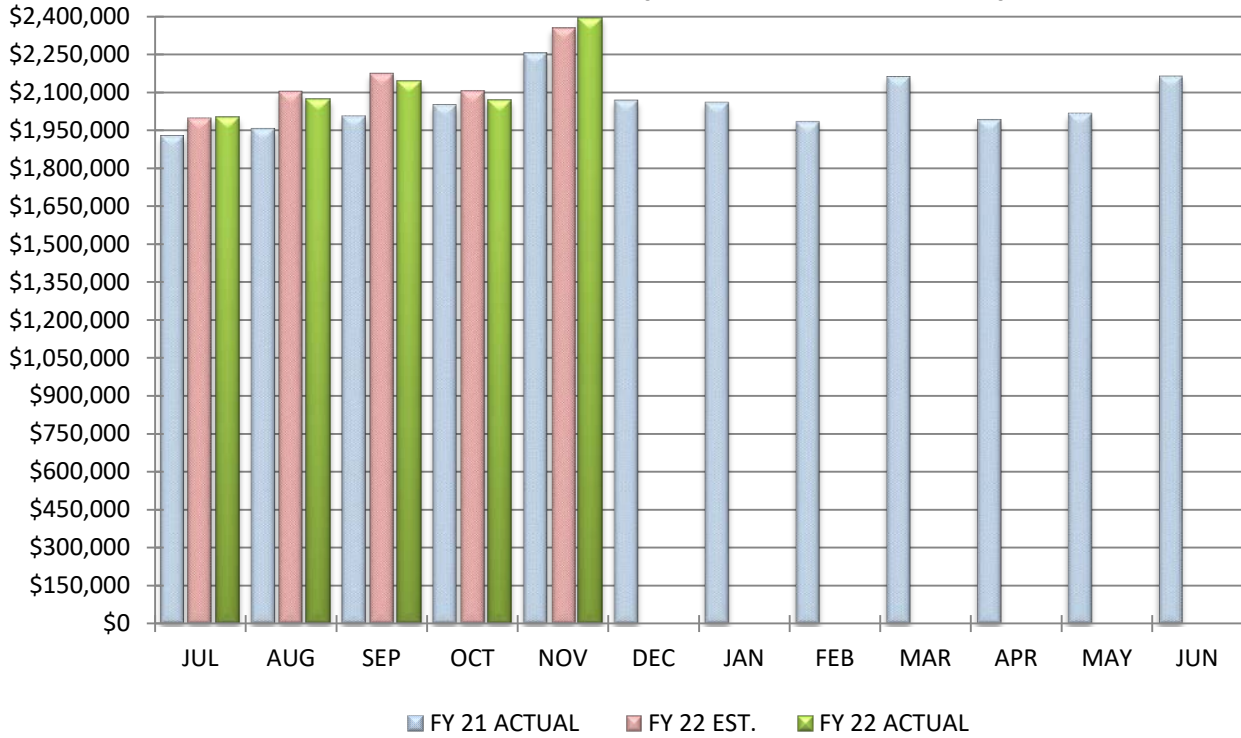
COMPARISON OF TOTAL EXPENDITURES & OTHER FINANCING USES

November 30, 2021

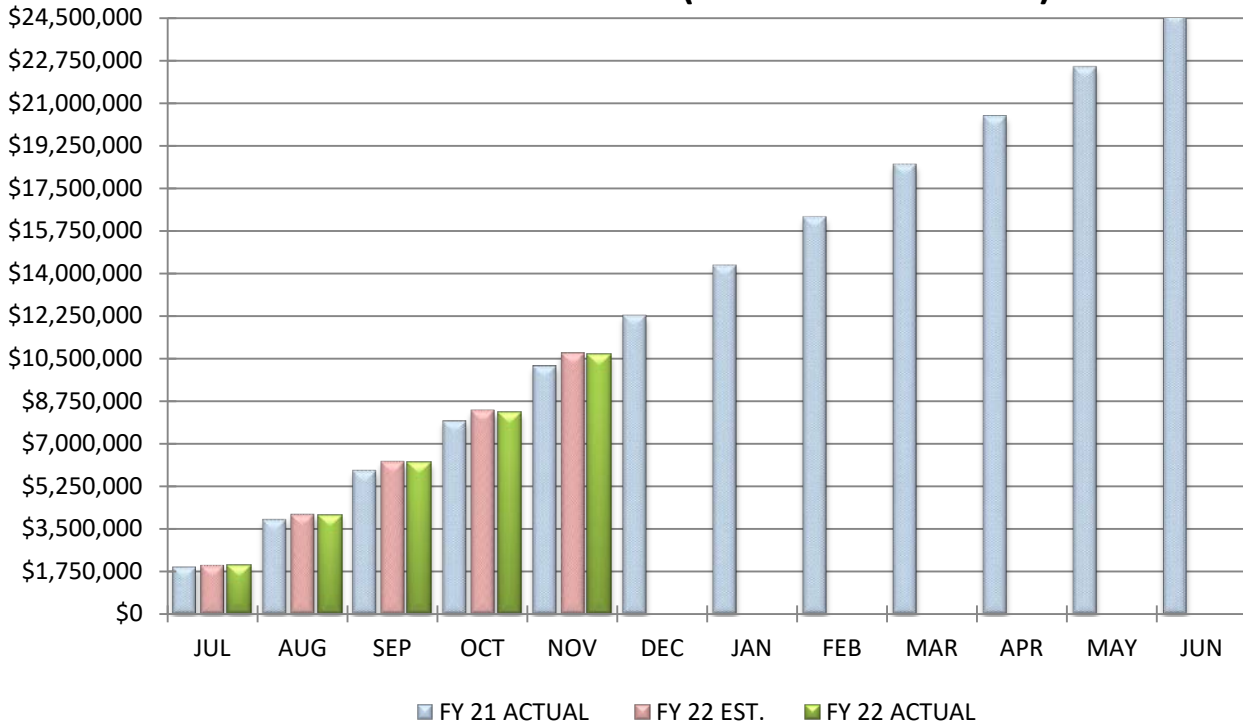
		<u>MONTH</u>		<u>YEAR-TO-DATE</u>
Actual Expenditures		\$3,845,224		\$18,690,088
Estimated Expenditures		\$3,817,238		\$18,874,651
Variance From Estimate	OVER	\$27,986	UNDER	(\$184,563)
Variance From Estimate	OVER	0.73%	UNDER	-0.98%
Actual Prior Year		\$3,918,174		\$17,983,798
Total 2021-2022 Estimate				\$45,395,039
Percent Of Total Estimate Spent				41.17%
Percent Of Budget Year Completed		5 months		41.67%

COMMENTS: We are on target with our annual estimates of total expenditures and continuing to trend slightly under. Our favorable variance is due to a slight trending under in almost all areas of our expenditures. Further discussion will be had for these areas on the specific sections related to these expenditures areas.

COMPARISON OF TOTAL MONTHLY PERSONAL SERVICES (SALARIES & WAGES)



COMPARISON OF TOTAL YEAR-TO-DATE PERSONAL SERVICES (SALARIES & WAGES)



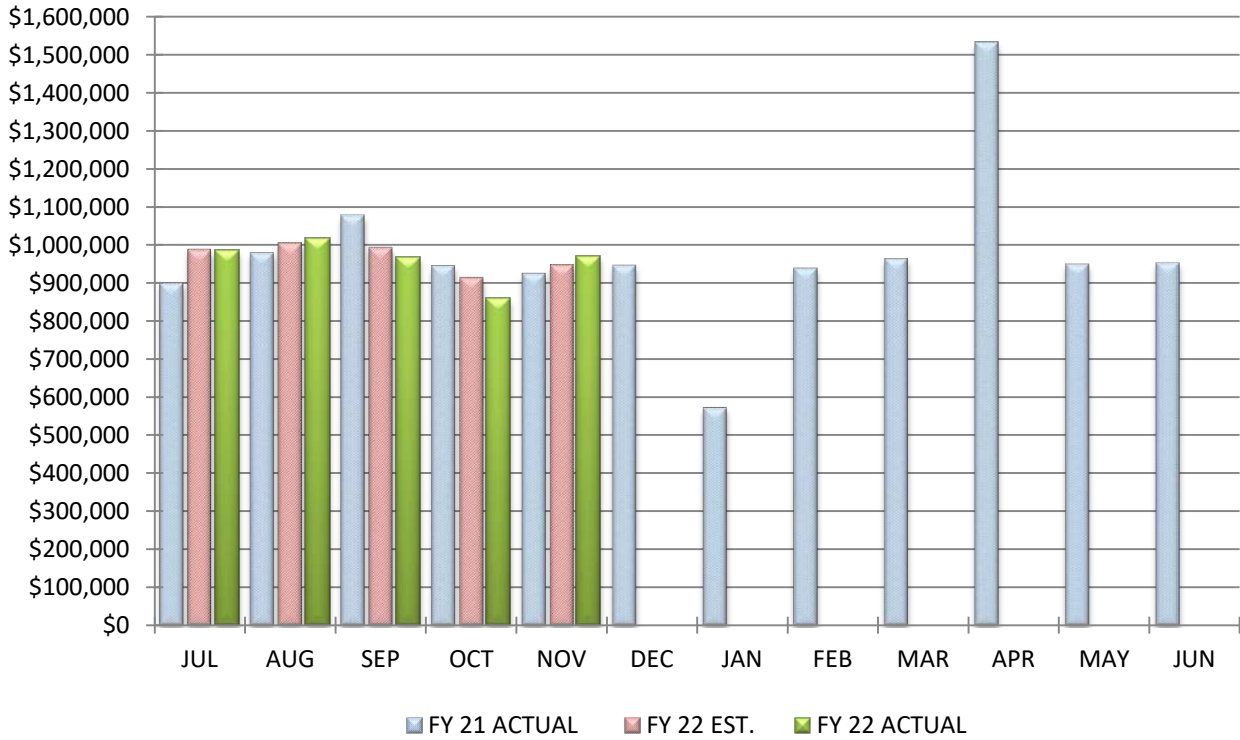
COMPARISON OF PERSONAL SERVICES (SALARIES & WAGES)

November 30, 2021

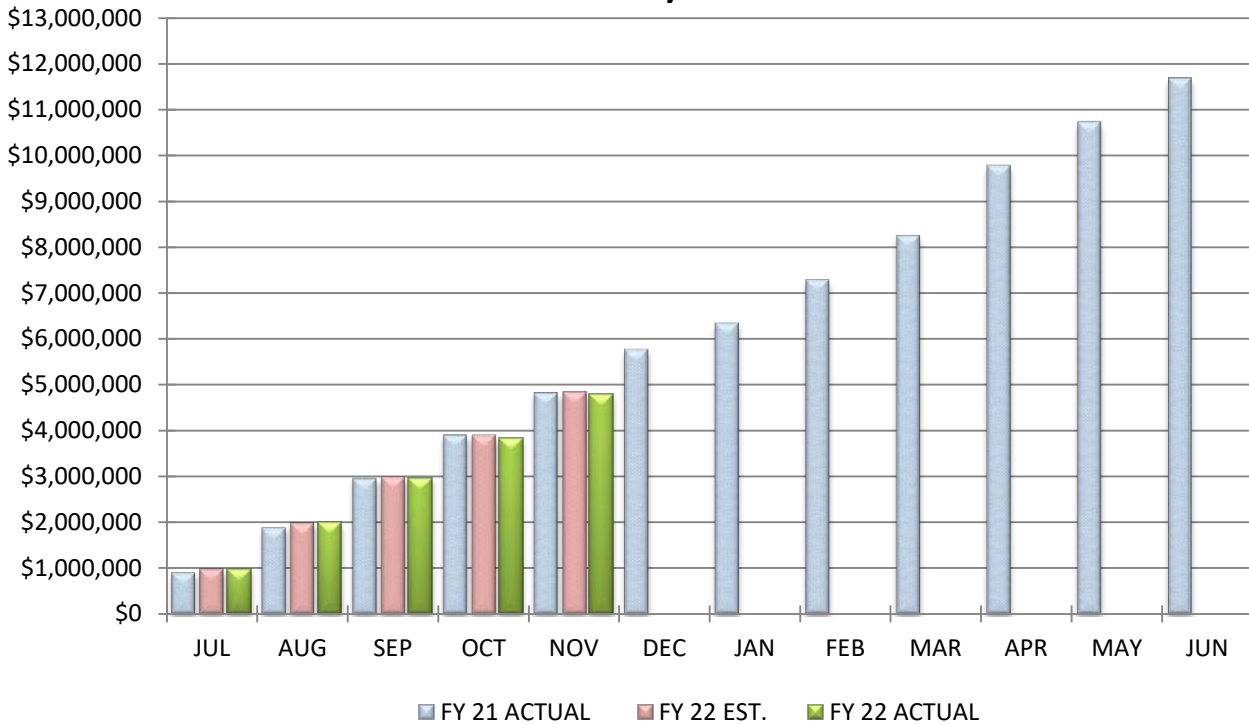
		<u>MONTH</u>		<u>YEAR-TO-DATE</u>
Actual Wage Expenditures		\$2,394,557		\$10,675,073
Estimated Wage Expenditures		\$2,350,253		\$10,717,208
Variance From Estimate	OVER	\$44,304	UNDER	(\$42,135)
Variance From Estimate	OVER	1.89%	UNDER	-0.39%
Actual Prior Year		\$2,253,760		\$10,190,400
Total 2021-2022 Estimate				\$26,102,302
Percent Of Total Estimate Spent				40.90%
Percent Of Budget Year Completed		5 months		41.67%

COMMENTS: We are on target with our annual estimates.

COMPARISON OF TOTAL MONTHLY EMPLOYEES' RETIREMENT/INSURANCE BENEFITS



COMPARISON OF TOTAL YEAR-TO-DATE EMPLOYEES' RETIREMENT/INSURANCE BENEFITS



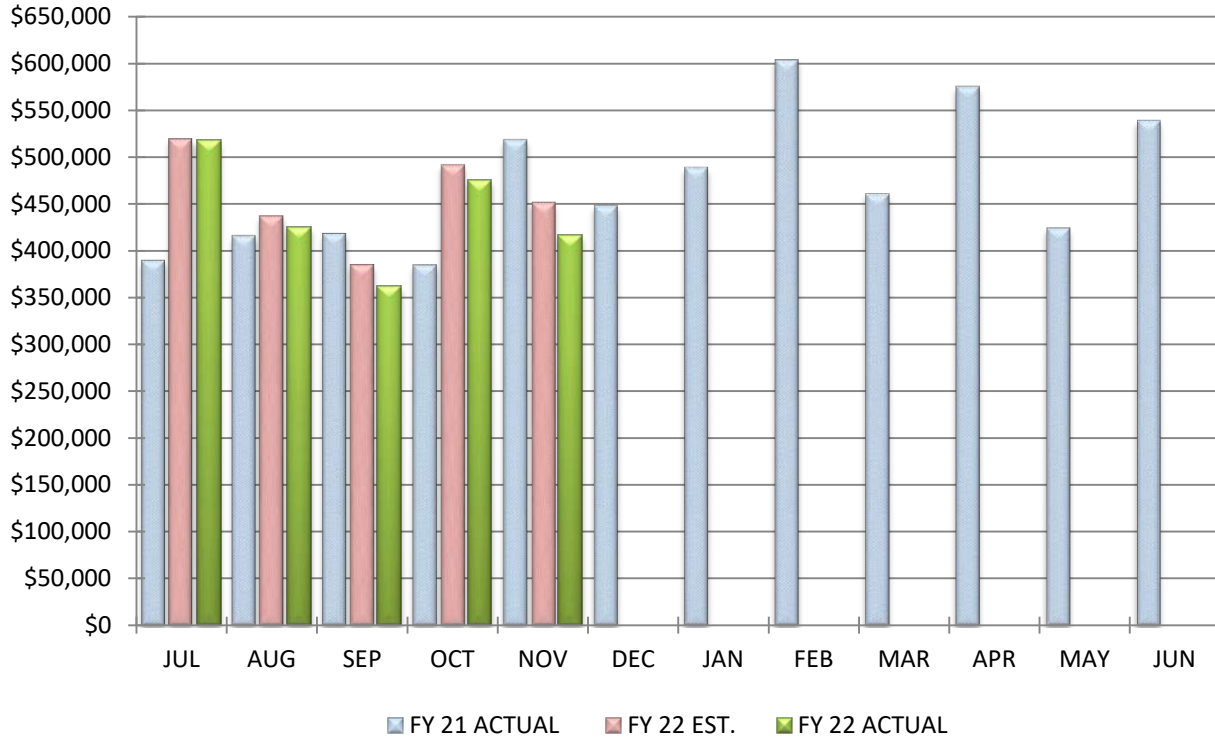
COMPARISON OF EMPLOYEES' RETIREMENT/INSURANCE BENEFITS

November 30, 2021

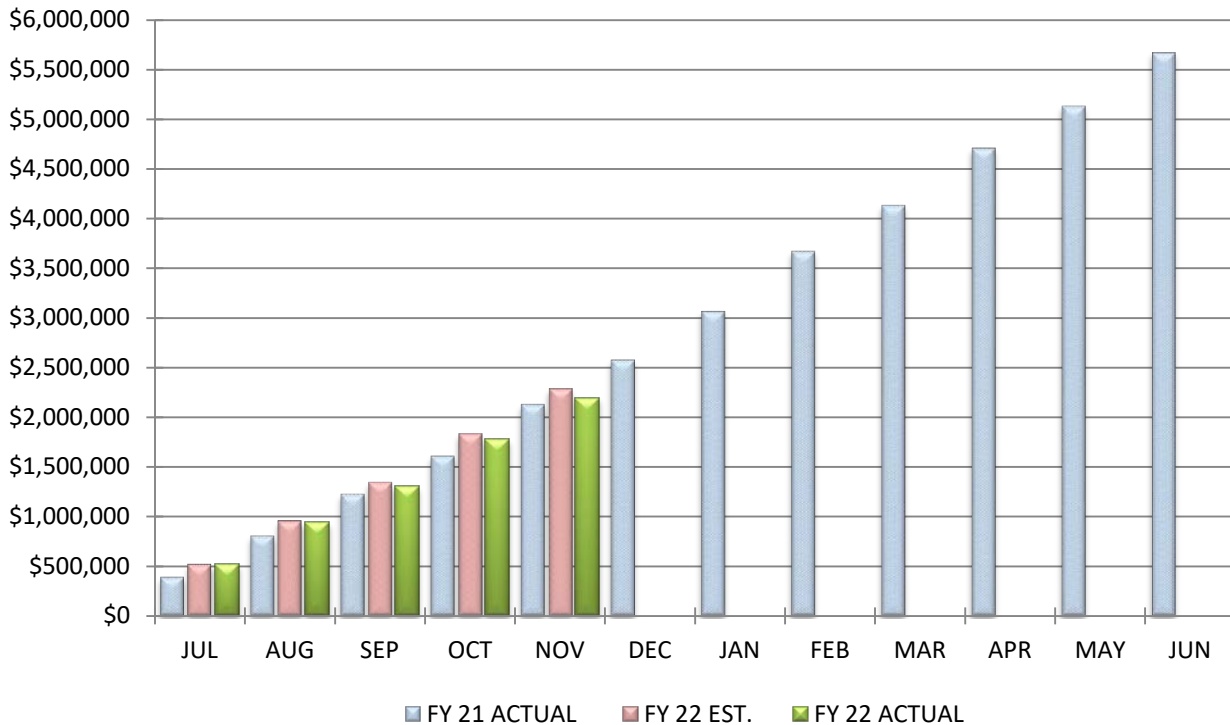
		<u>MONTH</u>		<u>YEAR-TO-DATE</u>
Actual Fringe Benefit Expenditures		\$970,301		\$4,798,824
Estimated Fringe Benefit Expenditures		\$946,205		\$4,839,163
Variance From Estimate	OVER	\$24,096	UNDER	(\$40,339)
Variance From Estimate	OVER	2.55%	UNDER	-0.83%
Actual Prior Year		\$924,303		\$4,823,058
Total 2021-2022 Estimate				\$11,477,008
Percent Of Total Estimate Spent				41.81%
Percent Of Budget Year Completed			5 months	41.67%

COMMENTS: We are on target with our annual estimates.

COMPARISON OF TOTAL MONTHLY PURCHASED SERVICES



COMPARISON OF TOTAL YEAR-TO-DATE PURCHASED SERVICES



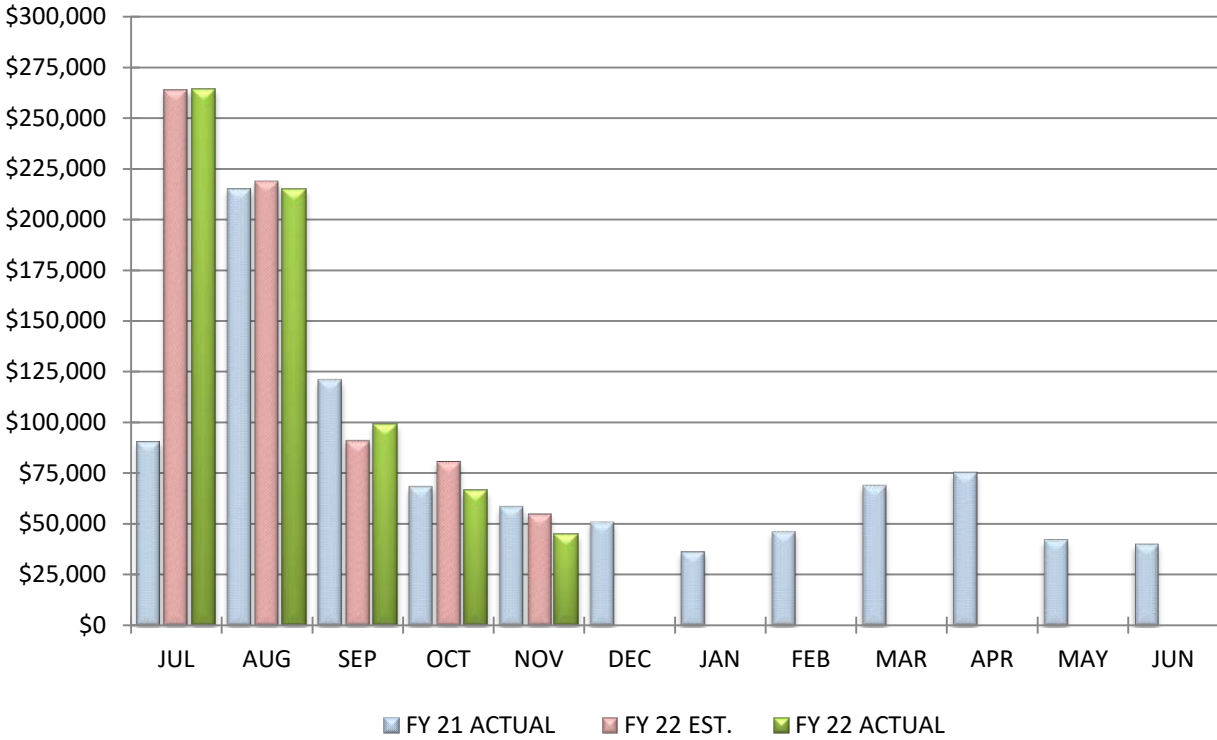
COMPARISON OF PURCHASED SERVICES

November 30, 2021

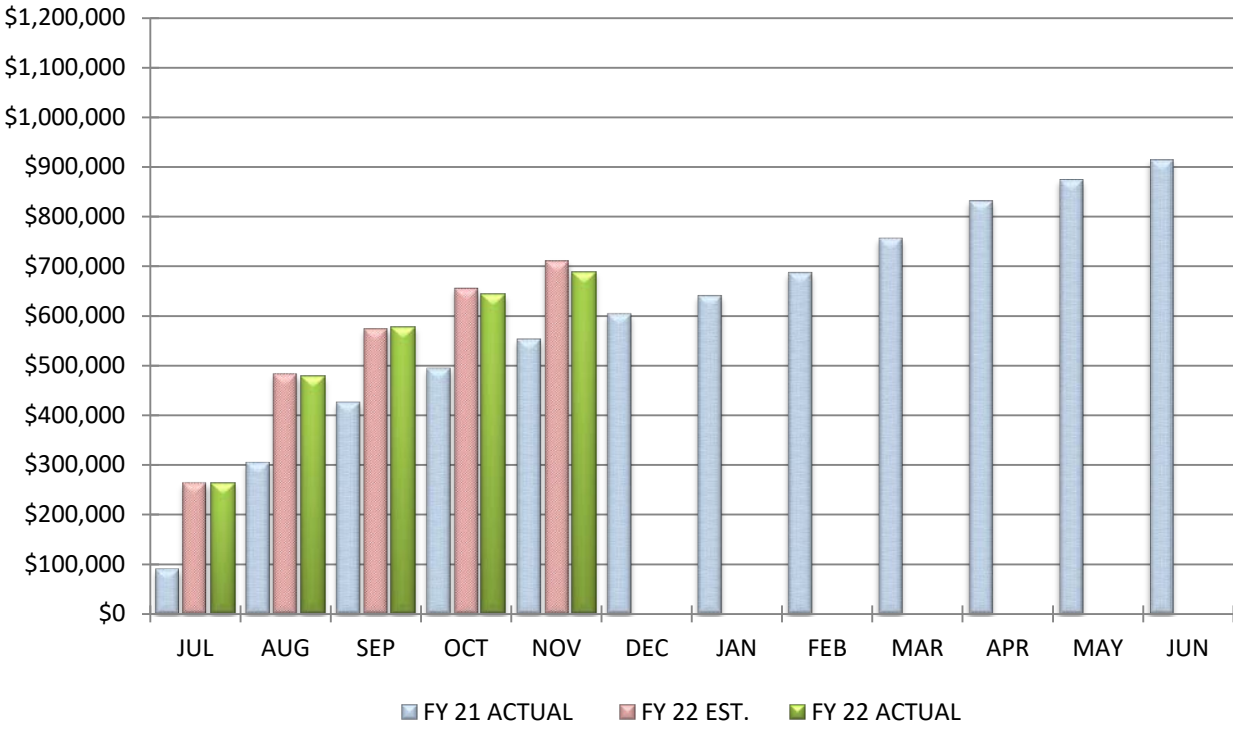
		<u>MONTH</u>		<u>YEAR-TO-DATE</u>
Actual Service Expenditures		\$416,556		\$2,194,937
Estimated Service Expenditures		\$450,985		\$2,281,590
Variance From Estimate	UNDER	(\$34,429)	UNDER	(\$86,653)
Variance From Estimate	UNDER	-7.63%	UNDER	-3.80%
Actual Prior Year		\$518,123		\$2,127,144
Total 2021-2022 Estimate				\$5,797,074
Percent Of Total Estimate Spent				37.86%
Percent Of Budget Year Completed			5 months	41.67%

COMMENTS: We are on target with our annual estimates and continue to have a favorable variance. There are several factors at play in our purchase services line. We are anticipating a significant increase in this expenditure area due to utilities on our new high school and athletic facilities as this will be an addition in this school year that we have not had for previous school years. Counteracting this increase and causing the favorable variance is having some educational support positions that we contract with the ESC of Central Ohio still being unfilled or being filled after the start of the school year and not being billed yet. A further impact on this budget area will be seen, both now and in the future, due to the changes in the state funding formula and how students are funded where they are educated. Just like was noted in the other revenues line, we have historically had to post an expenditure for items like open enrollment, community school transfers, scholarships and other state tuition programs. These deductions should no longer occur under the new formula. While we wait for the new formula to be rolled out we have attempted to account for these impacts in our budgeting, but this too is lending to favorable balance.

COMPARISON OF TOTAL MONTHLY SUPPLIES AND MATERIALS



COMPARISON OF TOTAL YEAR-TO-DATE SUPPLIES AND MATERIALS



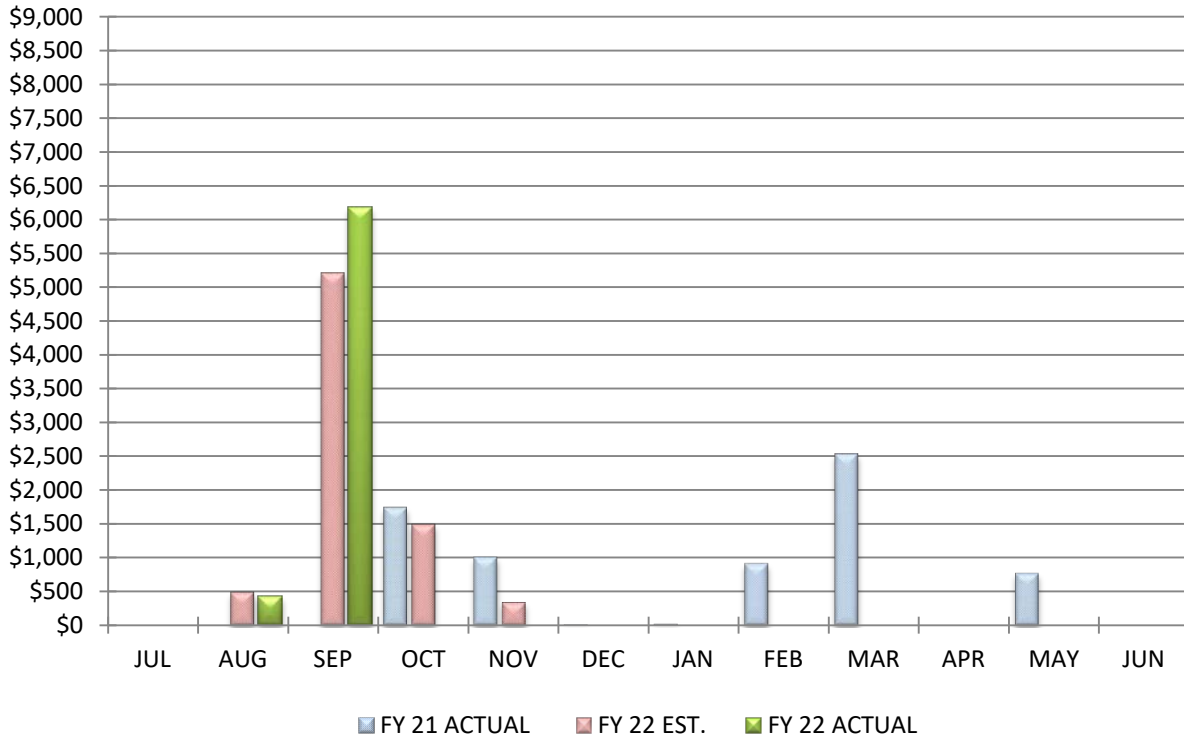
COMPARISON OF SUPPLIES AND MATERIALS

November 30, 2021

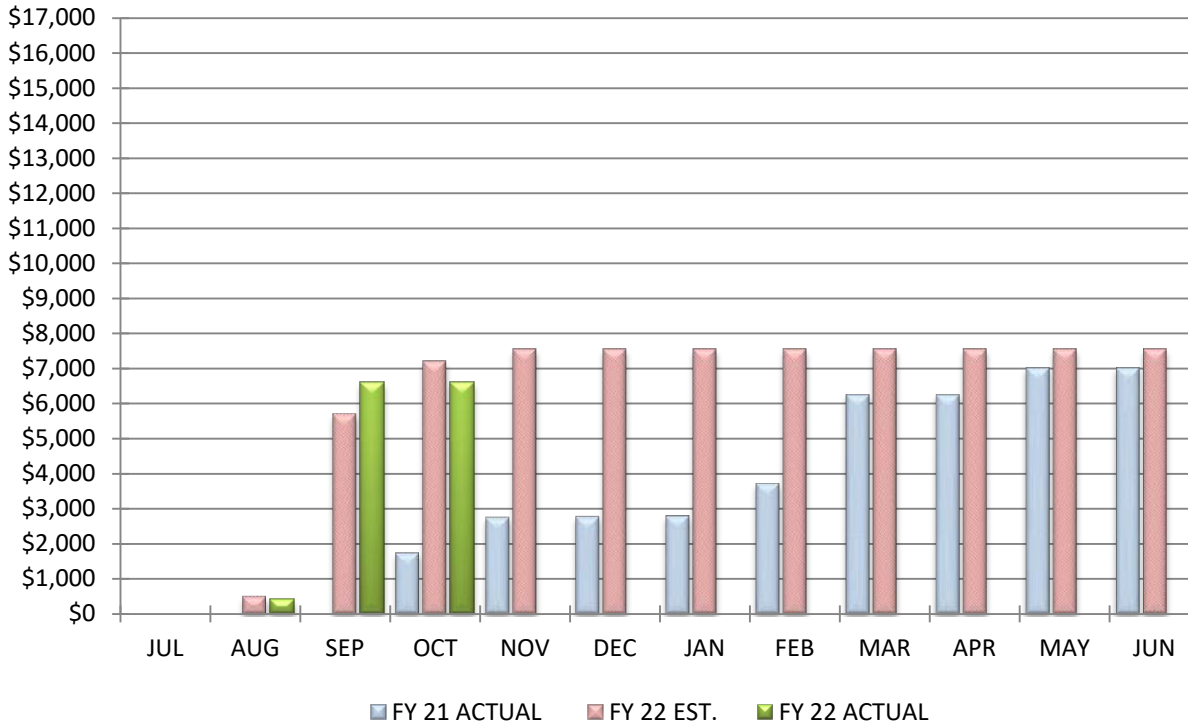
		MONTH		YEAR-TO-DATE
Actual Material Expenditures		\$44,696		\$688,534
Estimated Material Expenditures		\$55,215		\$710,510
Variance From Estimate	UNDER	(\$10,519)	UNDER	(\$21,976)
Variance From Estimate	UNDER	-19.05%	UNDER	-3.09%
Actual Prior Year		\$58,581		\$553,479
Total 2021-2022 Estimate				\$1,063,249
Percent Of Total Estimate Spent				64.76%
Percent Of Budget Year Completed			5 months	41.67%

COMMENTS: We are on target with our annual estimates but running slightly under projected costs. Supplies and materials can be subject to timing differences each year between with when invoices are received and when payments are needed to be made. We believe this is primarily the reason for our favorable variance at this time.

COMPARISON OF TOTAL MONTHLY CAPITAL OUTLAY



COMPARISON OF TOTAL YEAR-TO-DATE CAPITAL OUTLAY



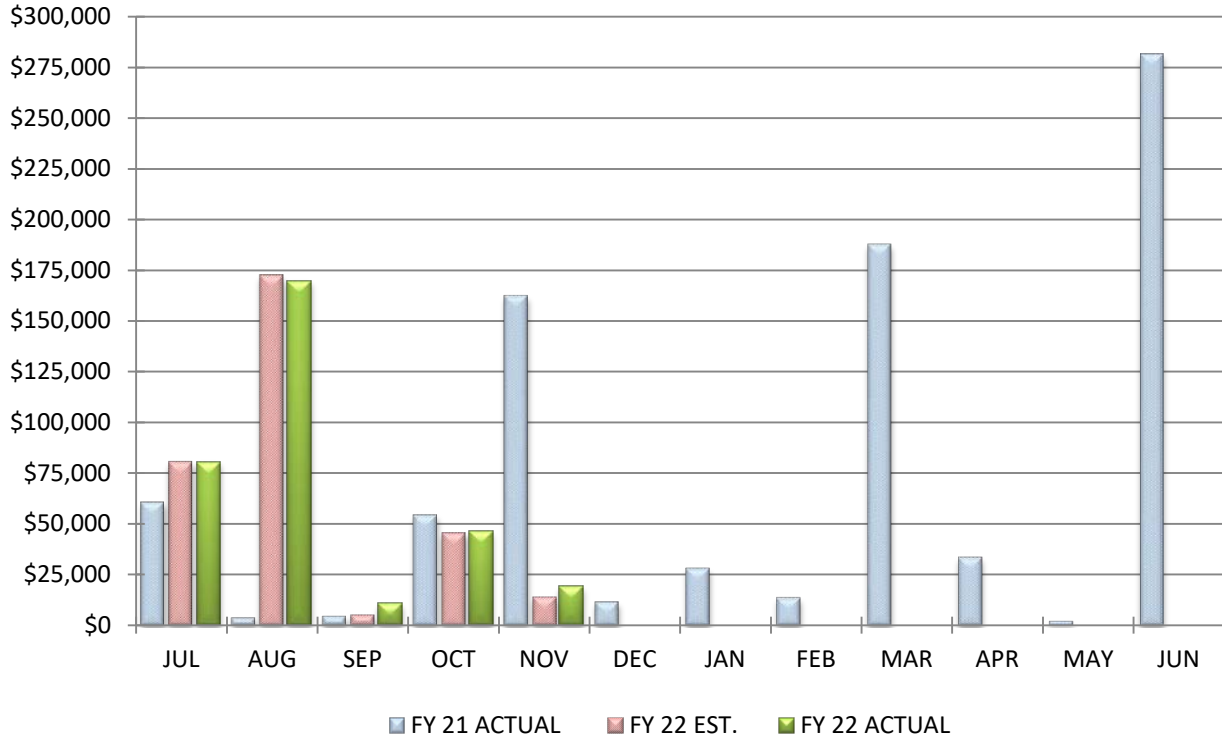
COMPARISON OF CAPITAL OUTLAY

November 30, 2021

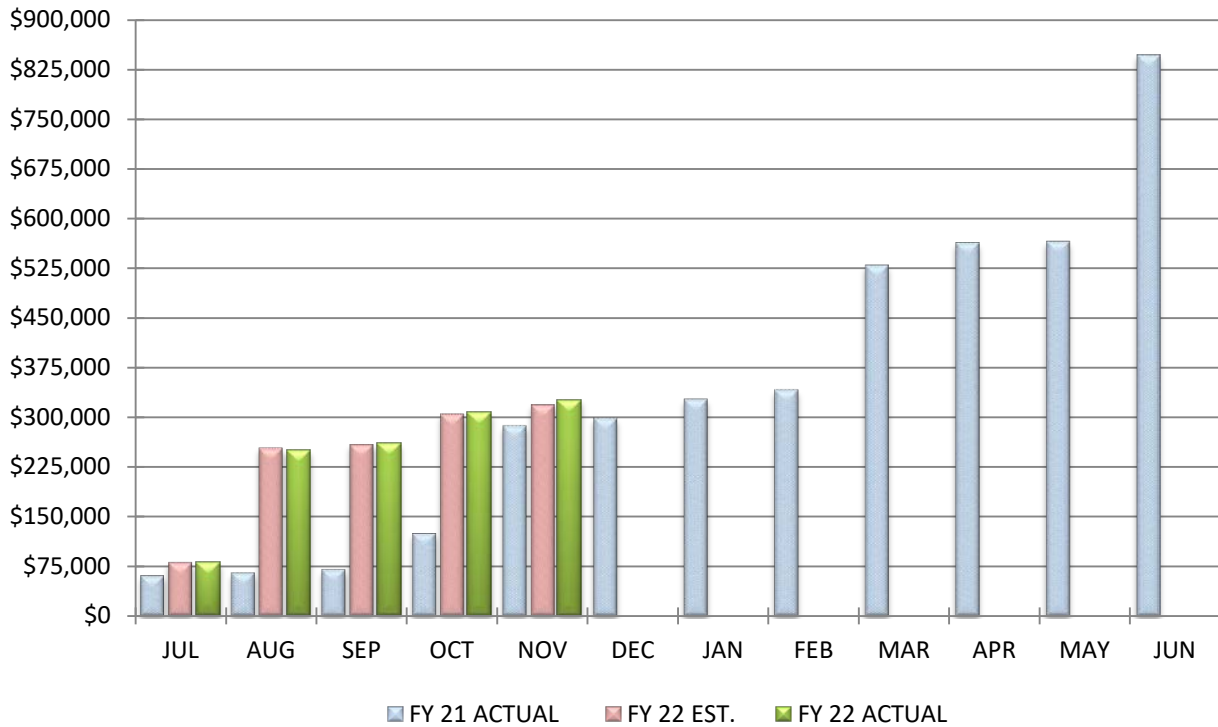
		<u>MONTH</u>		<u>YEAR-TO-DATE</u>
Actual Equipment Expenditures		\$0		\$0
Estimated Equipment Expenditures		\$350		\$7,550
Variance From Estimate	UNDER	(\$350)	UNDER	(\$7,550)
Variance From Estimate	UNDER	-100.00%	UNDER	-100.00%
Actual Prior Year		\$1,013		\$2,755
Total 2021-2022 Estimate				\$255,000
Percent Of Total Estimate Spent				0.00%
Percent Of Budget Year Completed			5 months	41.67%

COMMENTS: We are on target with our annual estimates.

COMPARISON OF TOTAL MONTHLY OTHER EXPENDITURE OBJECTS & OTHER FINANCING USES



COMPARISON OF TOTAL YEAR-TO-DATE OTHER EXPENDITURE OBJECTS & OTHER FINANCING USES



COMPARISON OF OTHER EXPENDITURE OBJECTS & OTHER FINANCING USES

November 30, 2021

		<u>MONTH</u>		<u>YEAR-TO-DATE</u>
Actual Other Expenditures		\$19,114		\$326,122
Estimated Other Expenditures		\$14,230		\$318,630
Variance From Estimate	OVER	\$4,884	OVER	\$7,492
Variance From Estimate	OVER	34.32%	OVER	2.35%
Actual Prior Year		\$162,396		\$286,962
Total 2021-2022 Estimate				\$700,406
Percent Of Total Estimate Spent				46.56%
Percent Of Budget Year Completed		5 months		41.67%

COMMENTS: We are on target with our annual estimates.



BIG WALNUT | INSPIRE
LOCAL SCHOOLS & GUIDE

RECEIPTS, EXPENDITURES, AND FUND BALANCES REPORT

AND

MONTHLY SUMMARY CHECK REGISTER

NOVEMBER 2021 - RECEIPTS, EXPENDITURES, AND FUND BALANCES REPORT

Code	Fund Description	FY Beginning Balance	MTD Actual Receipts	FYTD Actual Receipts	MTD Expended	FYTD Expended	Current Balance	FY Encumbrances	FYTD Unencumbered
001	GENERAL	\$13,412,580.60	\$586,093.43	\$23,724,783.08	\$3,845,223.92	\$18,690,088.33	\$18,447,275.35	\$2,476,635.75	\$15,970,639.60
002	BOND RETIREMENT	5,658,379.48	0.00	4,396,983.52	6,833,352.38	6,883,010.20	3,172,352.80	2,516,381.12	655,971.68
003	PERMANENT IMPROVEMENT	1,292,222.40	100,000.00	793,850.34	42,292.02	808,414.37	1,277,658.37	561,764.26	715,894.11
004	BUILDING	27,057,383.59	(915.34)	156,124.72	3,766,570.12	16,201,407.32	11,012,100.99	8,815,650.32	2,196,450.67
006	FOOD SERVICE	2,665.99	56,930.32	780,920.52	199,378.56	985,058.17	(201,471.66)	288,832.92	(490,304.58)
012	ADULT EDUCATION	4,019.80	0.00	0.00	0.00	0.00	4,019.80	0.00	4,019.80
014	ROTARY-INTERNAL SERVICES	28,876.30	2,238.27	12,773.34	28.42	18,126.63	23,523.01	25,187.37	(1,664.36)
018	PUBLIC SCHOOL SUPPORT	111,989.50	4,208.83	18,089.01	2,464.45	20,188.06	109,890.45	13,158.73	96,731.72
019	OTHER GRANT	7,371.44	0.00	0.00	0.00	0.00	7,371.44	1,949.86	5,421.58
022	DISTRICT AGENCY	74,170.04	7,125.61	112,493.62	10,411.72	125,472.89	61,190.77	14,159.22	47,031.55
028	SPECIAL EDUCATION FUND	892.58	0.00	0.00	0.00	0.00	892.58	0.00	892.58
070	CAPITAL PROJECTS	113,119.03	0.00	912.53	9,275.60	9,275.60	104,755.96	3,300.00	101,455.96
200	STUDENT MANAGED ACTIVITY	147,532.99	6,873.46	30,711.21	16,466.74	27,120.79	151,123.41	80,360.77	70,762.64
300	DISTRICT MANAGED ACTIVITY	83,317.11	6,563.30	221,036.70	19,295.94	165,200.13	139,153.68	88,751.66	50,402.02
401	AUXILIARY SERVICES	89,080.87	97,056.75	167,999.37	22,720.42	193,901.72	63,178.52	36,105.80	27,072.72
451	DATA COMMUNICATION FUND	0.00	6,300.00	6,300.00	0.00	0.00	6,300.00	0.00	6,300.00
467	STUDENT WELLNESS AND SUCCESS FUND	144,195.09	0.00	0.00	11,509.09	57,298.73	86,896.36	2,038.36	84,858.00
499	MISCELLANEOUS STATE GRANT FUND	7,523.29	0.00	31,106.70	0.00	18,552.09	20,077.90	847.16	19,230.74
507	ELEMENTARY AND SECONDARY SCHOOL EMERGENCY RELIEF FUND	(99,059.96)	0.00	175,502.82	51,114.81	156,772.78	(80,329.92)	0.00	(80,329.92)
510	CORONA VIRUS RELIEF FUND	(2,575.39)	(18,449.94)	2,575.39	0.00	0.00	0.00	0.00	0.00
516	IDEA PART B GRANTS	(46,319.46)	42,221.07	289,818.67	75,597.56	297,527.61	(54,028.40)	42,852.90	(96,881.30)
551	LIMITED ENGLISH PROFICIENCY	0.00	0.00	0.00	0.00	0.00	0.00	0.00	0.00
572	TITLE I DISADVANTAGED CHILDREN	(14,524.59)	18,535.12	90,960.03	18,535.12	94,970.56	(18,535.12)	2,028.12	(20,563.24)
584	STUDENT SUPPORT AND ACADEMIC ENRICH	0.00	238.22	595.59	1,667.70	2,144.18	(1,548.59)	0.00	(1,548.59)
587	IDEA PRESCHOOL-HANDICAPPED	(309.00)	2,838.64	7,623.17	2,838.64	8,733.49	(1,419.32)	0.00	(1,419.32)
590	IMPROVING TEACHER QUALITY	(1,870.92)	0.00	7,706.02	932.78	7,833.26	(1,998.16)	9,082.84	(11,081.00)
599	MISCELLANEOUS FED. GRANT FUND	(250.44)	0.00	0.00	0.00	(250.44)	0.00	0.00	0.00
Grand Total		\$48,070,410.34	\$917,857.74	\$31,028,866.35	\$14,929,675.99	\$44,770,846.47	\$34,328,430.22	\$14,979,087.16	\$19,349,343.06

Big Walnut Local Schools Disbursement Report-All Checks

Check #	Check Type	Vendor #	Primary Name	Date	Amount	Reconcile Date	Status	Void Date	Type
0	Electronic			11/15/2021	\$ 1,388,751.67	11/30/2021	RECONCILED		PAYROLL
0	Electronic			11/15/2021	1,504.80	11/30/2021	RECONCILED		PAYROLL
0	Electronic			11/15/2021	40,632.11	11/30/2021	RECONCILED		PAYROLL
0	Electronic	920000	SCHOOL EMPLOYEES	11/22/2021	52,492.16		OUTSTANDING		ACCOUNTS_PAYA BLE
0	Electronic	900500	Payroll Account	11/22/2021	37,628.26	11/30/2021	RECONCILED		ACCOUNTS_PAYA BLE
0	Electronic	910000	STATE TEACHERS	11/22/2021	142,134.21		OUTSTANDING		ACCOUNTS_PAYA BLE
0	Electronic	900001	PNC Bank - Visa	11/22/2021	17,795.88	11/30/2021	RECONCILED		ACCOUNTS_PAYA BLE
0	Electronic	900500	Payroll Account	11/30/2021	1,114,047.04	11/30/2021	RECONCILED		PAYROLL
0	Electronic	900500	Payroll Account	11/30/2021	32,784.85	11/30/2021	RECONCILED		ACCOUNTS_PAYA BLE
0	Electronic	900800	Delta Dental Plan of Ohio, Inc	11/30/2021	12,542.17	11/30/2021	RECONCILED		ACCOUNTS_PAYA BLE
0	Electronic	910000	STATE TEACHERS	11/30/2021	117,462.00		OUTSTANDING		ACCOUNTS_PAYA BLE
0	Electronic	920000	SCHOOL EMPLOYEES	11/30/2021	39,034.95		OUTSTANDING		ACCOUNTS_PAYA BLE
0	Electronic	900600	United Health Care Insurance	11/30/2021	613,388.67	11/30/2021	RECONCILED		ACCOUNTS_PAYA BLE
0	Electronic	955000	The Bank of New York Mellon	11/30/2021	5,417,334.88	11/30/2021	RECONCILED		ACCOUNTS_PAYA BLE
0	Electronic	900050	Huntington Trust Company	11/30/2021	438,925.00	11/30/2021	RECONCILED		ACCOUNTS_PAYA BLE
0	Electronic	955200	The Bank of New York Mellon	11/30/2021	977,092.50	11/30/2021	RECONCILED		ACCOUNTS_PAYA BLE
0	Electronic	900025	Dearborn Life Insurance Co	11/30/2021	1,673.82		OUTSTANDING		ACCOUNTS_PAYA BLE
0	Electronic	900035	ArbitratorPay Trust Account	11/30/2021	12,750.00	11/30/2021	RECONCILED		ACCOUNTS_PAYA BLE
125838	Check	177	Scholastic Magazines	11/11/2021	490.88	11/30/2021	RECONCILED		ACCOUNTS_PAYA BLE
125839	Check	300	Discount School Supply	11/11/2021	63.99	11/30/2021	RECONCILED		ACCOUNTS_PAYA BLE
125840	Check	1064	Multi Ventures Limited	11/11/2021	36,515.60		OUTSTANDING		ACCOUNTS_PAYA BLE
125841	Check	1115	Del-Co Water Co.	11/11/2021	6,602.99	11/30/2021	RECONCILED		ACCOUNTS_PAYA BLE
125842	Check	2504	American Electric	11/11/2021	4,513.18	11/30/2021	RECONCILED		ACCOUNTS_PAYA BLE
125843	Check	3036	NASCO	11/11/2021	407.75	11/30/2021	RECONCILED		ACCOUNTS_PAYA BLE
125844	Check	3058	Stanton's Sheet Music, Inc.	11/11/2021	407.13	11/30/2021	RECONCILED		ACCOUNTS_PAYA BLE
125845	Check	3064	Ward's Science	11/11/2021	29.22	11/30/2021	RECONCILED		ACCOUNTS_PAYA BLE
125846	Check	3102	CAROLINA	11/11/2021	101.09	11/30/2021	RECONCILED		ACCOUNTS_PAYA BLE

Big Walnut Local Schools Disbursement Report-All Checks

Check #	Check Type	Vendor #	Primary Name	Date	Amount	Reconcile Date	Status	Void Date	Type
125847	Check		BIOLOGICAL SUPPLY						BLE
		3137	Tristar Transportation Co	11/11/2021	\$ 18,160.28	11/30/2021	RECONCILED		ACCOUNTS_PAYA
125848	Check	4154	GOPHER SPORT	11/11/2021	69.00	11/30/2021	RECONCILED		ACCOUNTS_PAYA
125849	Check	4290	School Specialty, Inc.	11/11/2021	67.06	11/30/2021	RECONCILED		ACCOUNTS_PAYA
125850	Check	5183	Apple Computer, Inc.	11/11/2021	598.00	11/30/2021	RECONCILED		ACCOUNTS_PAYA
125851	Check	5237	ESC of Central Ohio	11/11/2021	539.67	11/30/2021	RECONCILED		ACCOUNTS_PAYA
125852	Check	5534	META - Marion Office	11/11/2021	1,165.50	11/30/2021	RECONCILED		ACCOUNTS_PAYA
125853	Check	6335	Verizon Wireless	11/11/2021	389.82	11/30/2021	RECONCILED		ACCOUNTS_PAYA
125854	Check	6475	Parallel Technologies Inc.	11/11/2021	22,463.50	11/30/2021	RECONCILED		ACCOUNTS_PAYA
125855	Check	6550	Central Restaurant Products	11/11/2021	9,777.40	11/30/2021	RECONCILED		ACCOUNTS_PAYA
125856	Check	6894	Cox, Matthew J.	11/11/2021	50.23	11/30/2021	RECONCILED		ACCOUNTS_PAYA
125857	Check	7374	National FFA Organization	11/11/2021	1,130.00	11/30/2021	RECONCILED		ACCOUNTS_PAYA
125858	Check	7399	Burchett, Carol	11/11/2021	91.93	11/30/2021	RECONCILED		ACCOUNTS_PAYA
125859	Check	8551	Professional Binding Products	11/11/2021	806.96	11/30/2021	RECONCILED		ACCOUNTS_PAYA
125860	Check	8898	Office Depot Dept #34063345	11/11/2021	758.01	11/30/2021	RECONCILED		ACCOUNTS_PAYA
125861	Check	9111	Pyrinex, Inc.	11/11/2021	13,767.00	11/30/2021	RECONCILED		ACCOUNTS_PAYA
125862	Check	75214	Pizza Hut	11/11/2021	4,522.00	11/30/2021	RECONCILED		ACCOUNTS_PAYA
125863	Check	711113	Read, Amy	11/11/2021	23.41	11/30/2021	RECONCILED		ACCOUNTS_PAYA
125864	Check	711889	Toledo Physical Education	11/11/2021	71.97	11/30/2021	RECONCILED		ACCOUNTS_PAYA
125865	Check	723676	Ishler, Kimberly	11/11/2021	75.76	11/30/2021	RECONCILED		ACCOUNTS_PAYA
125866	Check	725009	EPS-School Speciality Literacy	11/11/2021	73.92	11/30/2021	RECONCILED		ACCOUNTS_PAYA
125867	Check	789590	Adams, Nadine	11/11/2021	188.10	11/30/2021	RECONCILED		ACCOUNTS_PAYA
125868	Check	789693	Shelton, Brian	11/11/2021	237.83	11/30/2021	RECONCILED		ACCOUNTS_PAYA
125869	Check	789712	Leinweber, Nicole	11/11/2021	71.40	11/30/2021	RECONCILED		ACCOUNTS_PAYA
125870	Check	789907	Kim Hoessly Piano	11/11/2021	100.00	11/30/2021	RECONCILED		ACCOUNTS_PAYA

Big Walnut Local Schools Disbursement Report-All Checks

Check #	Check Type	Vendor #	Primary Name	Date	Amount	Reconcile Date	Status	Void Date	Type
125871	Check	790101	Tuning MEAD, MARK	11/11/2021	\$ 266.00	11/30/2021	RECONCILED		BLE ACCOUNTS_PAYA
125872	Check	790326	Friends Office	11/11/2021	61.27	11/30/2021	RECONCILED		BLE ACCOUNTS_PAYA
125873	Check	790397	Big Walnut Girls Basketball	11/11/2021	300.00		OUTSTANDING		BLE ACCOUNTS_PAYA
125874	Check	790416	Teacher Direct	11/11/2021	606.46	11/30/2021	RECONCILED		BLE ACCOUNTS_PAYA
125875	Check	791043	Molly K. Drayer	11/11/2021	140.00		OUTSTANDING		BLE ACCOUNTS_PAYA
125876	Check	791297	Wilson Language Training Corp	11/11/2021	3,857.32	11/30/2021	RECONCILED		BLE ACCOUNTS_PAYA
125877	Check	791495	Professional Speech Services	11/11/2021	44,715.00	11/30/2021	RECONCILED		BLE ACCOUNTS_PAYA
125878	Check	791528	NAFME - National Association	11/11/2021	149.00		VOID	11/30/2021	BLE ACCOUNTS_PAYA
125879	Check	792107	Great America Leasing Corp	11/11/2021	899.27	11/30/2021	RECONCILED		BLE ACCOUNTS_PAYA
125880	Check	792220	TEXTBOOK WAREHOUSE, LLC	11/11/2021	367.50	11/30/2021	RECONCILED		BLE ACCOUNTS_PAYA
125881	Check	792286	Britenstine Environmental	11/11/2021	695.00	11/30/2021	RECONCILED		BLE ACCOUNTS_PAYA
125882	Check	792393	State Security, LLC	11/11/2021	2,840.00	11/30/2021	RECONCILED		BLE ACCOUNTS_PAYA
125883	Check	792443	Batteries Plus	11/11/2021	1,264.40	11/30/2021	RECONCILED		BLE ACCOUNTS_PAYA
125884	Check	792556	Consolidated Electric Coop Inc	11/11/2021	37,418.50	11/30/2021	RECONCILED		BLE ACCOUNTS_PAYA
125885	Check	793094	Johnson-Stuber, Christie	11/11/2021	11.20	11/30/2021	RECONCILED		BLE ACCOUNTS_PAYA
125886	Check	793193	City Electric Supply Company	11/11/2021	494.57	11/30/2021	RECONCILED		BLE ACCOUNTS_PAYA
125887	Check	793251	Shank, Charles R.	11/11/2021	110.00		VOID	11/30/2021	BLE ACCOUNTS_PAYA
125888	Check	793450	Longshore, Ashley	11/11/2021	51.20	11/30/2021	RECONCILED		BLE ACCOUNTS_PAYA
125889	Check	793629	Kuta Software, LLC	11/11/2021	642.00	11/30/2021	RECONCILED		BLE ACCOUNTS_PAYA
125890	Check	793649	Franklin Computer Svcs Group	11/11/2021	10,509.38	11/30/2021	RECONCILED		BLE ACCOUNTS_PAYA
125891	Check	793909	Porta Kleen	11/11/2021	285.00	11/30/2021	RECONCILED		BLE ACCOUNTS_PAYA
125892	Check	793975	Haer, Jennilyn	11/11/2021	6.79	11/30/2021	RECONCILED		BLE ACCOUNTS_PAYA
125893	Check	794056	IXL Incorporated	11/11/2021	4,469.00	11/30/2021	RECONCILED		BLE ACCOUNTS_PAYA
125894	Check	794374	Boehm, Dawn	11/11/2021	30.74	11/30/2021	RECONCILED		BLE ACCOUNTS_PAYA

Big Walnut Local Schools Disbursement Report-All Checks

Check #	Check Type	Vendor #	Primary Name	Date	Amount	Reconcile Date	Status	Void Date	Type
125895	Check	794496	Nigl, Casandra	11/11/2021	\$ 159.60	11/30/2021	RECONCILED		BLE ACCOUNTS_PAYA
125896	Check	794517	Explain My Benefits, LLC	11/11/2021	2,400.00	11/30/2021	RECONCILED		BLE ACCOUNTS_PAYA
125897	Check	794556	Boundless Behavioral HealthInc	11/11/2021	2,698.50	11/30/2021	RECONCILED		BLE ACCOUNTS_PAYA
125898	Check	794630	Hall, James	11/11/2021	81.20	11/30/2021	RECONCILED		BLE ACCOUNTS_PAYA
125899	Check	794645	Interpreting Plus LLC	11/11/2021	448.00	11/30/2021	RECONCILED		BLE ACCOUNTS_PAYA
125900	Check	794661	Westerville S. Bowling Booster	11/11/2021	440.00	11/30/2021	RECONCILED		BLE ACCOUNTS_PAYA
125901	Check	794665	Keating, Robin	11/11/2021	63.56	11/30/2021	RECONCILED		BLE ACCOUNTS_PAYA
125902	Check	794697	WAYAC Scales & Calibration Inc	11/11/2021	530.00	11/30/2021	RECONCILED		BLE ACCOUNTS_PAYA
125903	Check	794792	Team Sports, Inc.	11/11/2021	1,100.00	11/30/2021	RECONCILED		BLE ACCOUNTS_PAYA
125904	Check	794833	Asset Genie, Inc.	11/11/2021	638.90	11/30/2021	RECONCILED		BLE ACCOUNTS_PAYA
125905	Check	795010	Yeager, Katie	11/11/2021	52.92	11/30/2021	RECONCILED		BLE ACCOUNTS_PAYA
125906	Check	795088	Gibson, Megan	11/11/2021	32.40	11/30/2021	RECONCILED		BLE ACCOUNTS_PAYA
125907	Check	795116	R & R Services Plus LLC	11/11/2021	530.00	11/30/2021	RECONCILED		BLE ACCOUNTS_PAYA
125908	Check	795283	PaySchools	11/11/2021	131.90	11/30/2021	RECONCILED		BLE ACCOUNTS_PAYA
125909	Check	795298	Big Walnut Apparel	11/11/2021	1,834.89	11/30/2021	RECONCILED		BLE ACCOUNTS_PAYA
125910	Check	795317	Mahle, Heather	11/11/2021	300.00	11/30/2021	RECONCILED		BLE ACCOUNTS_PAYA
125911	Check	795326	Vasu Communications, Inc.	11/11/2021	1,337.60	11/30/2021	RECONCILED		BLE ACCOUNTS_PAYA
125912	Check	795339	Whiteside, Justin	11/11/2021	266.00	11/30/2021	RECONCILED		BLE ACCOUNTS_PAYA
125913	Check	795342	Makerbot Industries, LLC	11/11/2021	256.50	11/30/2021	RECONCILED		BLE ACCOUNTS_PAYA
125914	Check	795494	Voorhis Stone Welsh Crossland	11/11/2021	176,635.00	11/30/2021	RECONCILED		BLE ACCOUNTS_PAYA
125915	Check	795517	Molly Hawkins House, Inc.	11/11/2021	343.64	11/30/2021	RECONCILED		BLE ACCOUNTS_PAYA
125916	Check	795541	Bluesky Meeting Solution	11/11/2021	696.00		OUTSTANDING		BLE ACCOUNTS_PAYA
125917	Check	795548	Reach Educational Services	11/11/2021	7,182.00	11/30/2021	RECONCILED		BLE ACCOUNTS_PAYA
125918	Check	795553	Background	11/11/2021	775.85	11/30/2021	RECONCILED		BLE ACCOUNTS_PAYA

Big Walnut Local Schools Disbursement Report-All Checks

Check #	Check Type	Vendor #	Primary Name	Date	Amount	Reconcile Date	Status	Void Date	Type
			InvestigationBure au						BLE
125919	Check	795667	Flourish Integrated Therapy, LLC	11/11/2021	\$ 320.00	11/30/2021	RECONCILED		ACCOUNTS_PAYA BLE
125920	Check	795704	Bair, Layne	11/11/2021	116.93	11/30/2021	RECONCILED		ACCOUNTS_PAYA BLE
125921	Check	795786	Delaware Speech and Hearing	11/11/2021	127.50	11/30/2021	RECONCILED		ACCOUNTS_PAYA BLE
125922	Check	795807	DeLoss, Lindsey	11/11/2021	9.99	11/30/2021	RECONCILED		ACCOUNTS_PAYA BLE
125923	Check	795824	Wood, DeAnne	11/11/2021	17.02	11/30/2021	RECONCILED		ACCOUNTS_PAYA BLE
125924	Check	795855	Young, Rachel	11/11/2021	45.00	11/30/2021	RECONCILED		ACCOUNTS_PAYA BLE
125925	Check	795888	Grimco, Inc.	11/11/2021	1,718.48	11/30/2021	RECONCILED		ACCOUNTS_PAYA BLE
125926	Check	795903	McVay Ventures Inc. dba: Wm Caxton Printing Co.	11/11/2021	407.00	11/30/2021	RECONCILED		ACCOUNTS_PAYA BLE
125927	Check	991478	Holden II, George S.	11/11/2021	228.00	11/30/2021	RECONCILED		ACCOUNTS_PAYA BLE
125928	Check	991551	Hulkenberg, John	11/11/2021	232.00	11/30/2021	RECONCILED		ACCOUNTS_PAYA BLE
125929	Check	991559	DeltaMath Solutions Inc.	11/11/2021	95.00	11/30/2021	RECONCILED		ACCOUNTS_PAYA BLE
125930	Check	991599	WEX Health, Inc.	11/11/2021	2,979.00	11/30/2021	RECONCILED		ACCOUNTS_PAYA BLE
125931	Check	991607	Haskins, Christina	11/11/2021	19.04	11/30/2021	RECONCILED		ACCOUNTS_PAYA BLE
125932	Check	991615	Smith, Christopher L.	11/11/2021	228.00	11/30/2021	RECONCILED		ACCOUNTS_PAYA BLE
125933	Check	991624	Haugland, LaMarche, and Ramage, LLC	11/11/2021	3,750.00	11/30/2021	RECONCILED		ACCOUNTS_PAYA BLE
125934	Check	991681	Mason, Caylib	11/11/2021	49.95	11/30/2021	RECONCILED		ACCOUNTS_PAYA BLE
125935	Check	991689	Laubacher, Morgan J	11/11/2021	256.50	11/30/2021	RECONCILED		ACCOUNTS_PAYA BLE
125936	Check	991690	Clark, Alyssa	11/11/2021	89.04	11/30/2021	RECONCILED		ACCOUNTS_PAYA BLE
125937	Check	991705	Smith, Savannah Michele	11/11/2021	25.97	11/30/2021	RECONCILED		ACCOUNTS_PAYA BLE
125938	Check	991712	Parker, Francesca	11/11/2021	88.62		OUTSTANDING		ACCOUNTS_PAYA BLE
125939	Check	991718	Zane State College	11/11/2021	48.50		OUTSTANDING		ACCOUNTS_PAYA BLE
125940	Check	991723	Mitchell, Sheila	11/11/2021	123.20	11/30/2021	RECONCILED		ACCOUNTS_PAYA BLE

Big Walnut Local Schools Disbursement Report-All Checks

Check #	Check Type	Vendor #	Primary Name	Date	Amount	Reconcile Date	Status	Void Date	Type
125941	Check	5237	ESC of Central Ohio	11/11/2021	\$ 24,912.62	11/30/2021	RECONCILED		ACCOUNTS_PAYA BLE
125942	Check	792556	Consolidated Electric Coop Inc	11/11/2021	622.00		OUTSTANDING		ACCOUNTS_PAYA BLE
125943	Check	795807	DeLoss, Lindsey	11/11/2021	64.74	11/30/2021	RECONCILED		ACCOUNTS_PAYA BLE
125944	Check	793080	Staugh, Melissa	11/17/2021	200.00		OUTSTANDING		REFUND
125945	Check	795473	Currie, Gretchen	11/17/2021	94.00	11/30/2021	RECONCILED		REFUND
125946	Check	795549	Griffith, Kyle	11/17/2021	245.00		VOID	11/17/2021	REFUND
125947	Check	991062	Ford, Brianna	11/17/2021	320.00	11/30/2021	RECONCILED		REFUND
125948	Check	991132	Musselman, Ann	11/17/2021	65.00		OUTSTANDING		REFUND
125949	Check	991729	Coleman, Abbey	11/17/2021	25.00	11/30/2021	RECONCILED		REFUND
125950	Check	991730	Simpkins, Debbie	11/17/2021	50.00	11/30/2021	RECONCILED		REFUND
125951	Check	991731	Malicki, Jessie	11/17/2021	50.00	11/30/2021	RECONCILED		REFUND
125952	Check	991732	Cheadle, Sarah	11/17/2021	150.00		OUTSTANDING		REFUND
125953	Check	991733	Smith, Amy	11/17/2021	194.00	11/30/2021	RECONCILED		REFUND
125954	Check	991734	Stanton, Brandi	11/17/2021	90.00	11/30/2021	RECONCILED		REFUND
125955	Check	795549	Griffith, Kyle	11/17/2021	300.00		OUTSTANDING		REFUND
125956	Check	737	School Health Corporation	11/19/2021	27.85	11/30/2021	RECONCILED		ACCOUNTS_PAYA BLE
125957	Check	1046	KE-WA-PA SALES & SERVICE	11/19/2021	977.96	11/30/2021	RECONCILED		ACCOUNTS_PAYA BLE
125958	Check	1536	Transportation Accessories Co	11/19/2021	623.89	11/30/2021	RECONCILED		ACCOUNTS_PAYA BLE
125959	Check	2038	Gordon Food Service	11/19/2021	13,061.46	11/30/2021	RECONCILED		ACCOUNTS_PAYA BLE
125960	Check	2502	VILLAGE OF SUNBURY	11/19/2021	5,895.32	11/30/2021	RECONCILED		ACCOUNTS_PAYA BLE
125961	Check	2503	Columbia Gas Of Ohio	11/19/2021	3,522.75	11/30/2021	RECONCILED		ACCOUNTS_PAYA BLE
125962	Check	3036	NASCO	11/19/2021	159.96	11/30/2021	RECONCILED		ACCOUNTS_PAYA BLE
125963	Check	3064	Ward's Science	11/19/2021	25.22	11/30/2021	RECONCILED		ACCOUNTS_PAYA BLE
125964	Check	3102	CAROLINA BIOLOGICAL SUPPLY	11/19/2021	49.53	11/30/2021	RECONCILED		ACCOUNTS_PAYA BLE
125965	Check	3137	Tristar Transportation Co	11/19/2021	874.68	11/30/2021	RECONCILED		ACCOUNTS_PAYA BLE
125966	Check	4154	GOPHER SPORT	11/19/2021	128.13	11/30/2021	RECONCILED		ACCOUNTS_PAYA BLE
125967	Check	5237	ESC of Central Ohio	11/19/2021	26,821.79	11/30/2021	RECONCILED		ACCOUNTS_PAYA BLE
125968	Check	5264	Ohio Department Of Commerce	11/19/2021	136.50	11/30/2021	RECONCILED		ACCOUNTS_PAYA BLE
125969	Check	5503	BASA	11/19/2021	418.00	11/30/2021	RECONCILED		ACCOUNTS_PAYA BLE
125970	Check	5529	POSTMASTER	11/19/2021	10,000.00	11/30/2021	RECONCILED		ACCOUNTS_PAYA BLE

Big Walnut Local Schools Disbursement Report-All Checks

Check #	Check Type	Vendor #	Primary Name	Date	Amount	Reconcile Date	Status	Void Date	Type
125971	Check	6320	Priestas, Mendi	11/19/2021	\$ 99.42	11/30/2021	RECONCILED		BLE ACCOUNTS_PAYA
125972	Check	6457	Delaware County Sheriff's Offc	11/19/2021	10,291.68	11/30/2021	RECONCILED		BLE ACCOUNTS_PAYA
125973	Check	6471	Cardinal Bus Sales &	11/19/2021	854.09	11/30/2021	RECONCILED		BLE ACCOUNTS_PAYA
125974	Check	8898	Office Depot Dept #34063345	11/19/2021	49.94	11/30/2021	RECONCILED		BLE ACCOUNTS_PAYA
125975	Check	9111	Pyrinex, Inc.	11/19/2021	125.00	11/30/2021	RECONCILED		BLE ACCOUNTS_PAYA
125976	Check	70284	Music Theatre International	11/19/2021	2,890.27	11/30/2021	RECONCILED		BLE ACCOUNTS_PAYA
125977	Check	70312	Ohio FFA Association, Inc.	11/19/2021	2,176.00		OUTSTANDING		BLE ACCOUNTS_PAYA
125978	Check	70914	MEDCO Sports Medicine	11/19/2021	46.97	11/30/2021	RECONCILED		BLE ACCOUNTS_PAYA
125979	Check	711070	Barnes & Noble	11/19/2021	1,528.85	11/30/2021	RECONCILED		BLE ACCOUNTS_PAYA
125980	Check	725009	EPS-School Speciality Literacy	11/19/2021	277.20	11/30/2021	RECONCILED		BLE ACCOUNTS_PAYA
125981	Check	790326	Friends Office	11/19/2021	25.32	11/30/2021	RECONCILED		BLE ACCOUNTS_PAYA
125982	Check	790692	MOODY, KEVIN	11/19/2021	40.00		OUTSTANDING		BLE ACCOUNTS_PAYA
125983	Check	790791	Mignogno, Shannon	11/19/2021	100.00	11/30/2021	RECONCILED		BLE ACCOUNTS_PAYA
125984	Check	791051	Auditor of State	11/19/2021	16,563.00	11/30/2021	RECONCILED		BLE ACCOUNTS_PAYA
125985	Check	791262	Blick Art Materials	11/19/2021	29.00	11/30/2021	RECONCILED		BLE ACCOUNTS_PAYA
125986	Check	791311	Clifford C. Seiler, II	11/19/2021	425.00	11/30/2021	RECONCILED		BLE ACCOUNTS_PAYA
125987	Check	792106	IVS, Inc.	11/19/2021	537.80	11/30/2021	RECONCILED		BLE ACCOUNTS_PAYA
125988	Check	792286	Britenstine Environmental	11/19/2021	1,722.80	11/30/2021	RECONCILED		BLE ACCOUNTS_PAYA
125989	Check	792443	Batteries Plus	11/19/2021	816.19	11/30/2021	RECONCILED		BLE ACCOUNTS_PAYA
125990	Check	792556	Consolidated Electric Coop Inc	11/19/2021	1,567.00	11/30/2021	RECONCILED		BLE ACCOUNTS_PAYA
125991	Check	792640	Beem's BP Distributing, Inc.	11/19/2021	2,034.06	11/30/2021	RECONCILED		BLE ACCOUNTS_PAYA
125992	Check	792661	Skinner Diesel	11/19/2021	1,345.45	11/30/2021	RECONCILED		BLE ACCOUNTS_PAYA
125993	Check	793024	McGraw-Hill Education, Inc.	11/19/2021	900.95	11/30/2021	RECONCILED		BLE ACCOUNTS_PAYA
125994	Check	793465	Unifirst Corporation	11/19/2021	108.04	11/30/2021	RECONCILED		BLE ACCOUNTS_PAYA
125995	Check	793629	Kuta Software,	11/19/2021	1,211.00	11/30/2021	RECONCILED		BLE ACCOUNTS_PAYA

Big Walnut Local Schools Disbursement Report-All Checks

Check #	Check Type	Vendor #	Primary Name	Date	Amount	Reconcile Date	Status	Void Date	Type
125996	Check	793710	LLC Rush Truck Centers of Ohio, Inc.	11/19/2021	\$ 235.16	11/30/2021	RECONCILED		BLE ACCOUNTS_PAYA BLE
125997	Check	793738	Washington Auto Parts Inc.	11/19/2021	315.46	11/30/2021	RECONCILED		ACCOUNTS_PAYA BLE
125998	Check	793894	United Dairy, Inc.	11/19/2021	5,936.93	11/30/2021	RECONCILED		ACCOUNTS_PAYA BLE
125999	Check	793904	Delphi Creativity Group	11/19/2021	28.05	11/30/2021	RECONCILED		ACCOUNTS_PAYA BLE
126000	Check	794209	Highland Local School District	11/19/2021	700.00	11/30/2021	RECONCILED		ACCOUNTS_PAYA BLE
126001	Check	794457	Collins, Kristina	11/19/2021	191.66	11/30/2021	RECONCILED		ACCOUNTS_PAYA BLE
126002	Check	794520	K-12 Business Consulting, Inc.	11/19/2021	3,250.00	11/30/2021	RECONCILED		ACCOUNTS_PAYA BLE
126003	Check	794663	OHSAA	11/19/2021	80.00		OUTSTANDING		ACCOUNTS_PAYA BLE
126004	Check	794689	Brown Supply Co.	11/19/2021	88.50	11/30/2021	RECONCILED		ACCOUNTS_PAYA BLE
126005	Check	794833	Asset Genie, Inc.	11/19/2021	471.20	11/30/2021	RECONCILED		ACCOUNTS_PAYA BLE
126006	Check	795084	PowerSchool Group, LLC	11/19/2021	1,490.66	11/30/2021	RECONCILED		ACCOUNTS_PAYA BLE
126007	Check	795140	Division 7 Roofing	11/19/2021	2,303.00	11/30/2021	RECONCILED		ACCOUNTS_PAYA BLE
126008	Check	795181	Time Warner/Spectrum	11/19/2021	568.28	11/30/2021	RECONCILED		ACCOUNTS_PAYA BLE
126009	Check	795186	W.W. Williams Company LLC (The)	11/19/2021	895.09	11/30/2021	RECONCILED		ACCOUNTS_PAYA BLE
126010	Check	795198	Mitchell Lock	11/19/2021	177.50	11/30/2021	RECONCILED		ACCOUNTS_PAYA BLE
126011	Check	795329	Geyer Instructional Products	11/19/2021	237.94		OUTSTANDING		ACCOUNTS_PAYA BLE
126012	Check	795332	Wimbish, Thomas	11/19/2021	7.22	11/30/2021	RECONCILED		ACCOUNTS_PAYA BLE
126013	Check	795369	EdClub, Inc	11/19/2021	855.00	11/30/2021	RECONCILED		ACCOUNTS_PAYA BLE
126014	Check	795493	Snyder, David	11/19/2021	270.00	11/30/2021	RECONCILED		ACCOUNTS_PAYA BLE
126015	Check	795512	Senor Woolly LLC	11/19/2021	150.00	11/30/2021	RECONCILED		ACCOUNTS_PAYA BLE
126016	Check	795685	US Bank National Association	11/19/2021	10,094.01	11/30/2021	RECONCILED		ACCOUNTS_PAYA BLE
126017	Check	795704	Bair, Layne	11/19/2021	60.95	11/30/2021	RECONCILED		ACCOUNTS_PAYA BLE
126018	Check	795844	Bentz, Landon	11/19/2021	200.00		OUTSTANDING		ACCOUNTS_PAYA BLE

Big Walnut Local Schools Disbursement Report-All Checks

Check #	Check Type	Vendor #	Primary Name	Date	Amount	Reconcile Date	Status	Void Date	Type
126019	Check	795845	Goodrich, Aaron	11/19/2021	\$ 300.00	11/30/2021	RECONCILED		BLE ACCOUNTS_PAYA
126020	Check	795869	Buehler, Makayla	11/19/2021	250.00	11/30/2021	RECONCILED		BLE ACCOUNTS_PAYA
126021	Check	795892	Sharron Group, Inc. DBA: Buckeye Western Star	11/19/2021	230.42	11/30/2021	RECONCILED		BLE ACCOUNTS_PAYA
126022	Check	991318	Quadiant Leasing USA, Inc.	11/19/2021	998.10		OUTSTANDING		BLE ACCOUNTS_PAYA
126023	Check	991538	TP Mechanical Contractors, Inc.	11/19/2021	2,990.00	11/30/2021	RECONCILED		BLE ACCOUNTS_PAYA
126024	Check	991547	The K Company, Inc.	11/19/2021	1,580.00	11/30/2021	RECONCILED		BLE ACCOUNTS_PAYA
126025	Check	991658	Chardon Laboratories, Inc.	11/19/2021	665.00	11/30/2021	RECONCILED		BLE ACCOUNTS_PAYA
126026	Check	991711	Ritter, Jennifer	11/19/2021	17.92	11/30/2021	RECONCILED		BLE ACCOUNTS_PAYA
126027	Check	991722	Kleem Inc.	11/19/2021	772.17	11/30/2021	RECONCILED		BLE ACCOUNTS_PAYA
126028	Check	991723	Mitchell, Sheila	11/19/2021	98.56		OUTSTANDING		BLE ACCOUNTS_PAYA
126029	Check	991724	Irongate Events & Catering Inc.	11/19/2021	2,000.00	11/30/2021	RECONCILED		BLE ACCOUNTS_PAYA
126030	Check	991726	Fujii, Samuel	11/19/2021	28.00		OUTSTANDING		BLE ACCOUNTS_PAYA
126031	Check	991727	Shuster, Tyler	11/19/2021	39.95	11/30/2021	RECONCILED		BLE ACCOUNTS_PAYA
126032	Check	795555	Gilbane Building Company	11/30/2021	3,586,991.30		OUTSTANDING		BLE ACCOUNTS_PAYA
126033	Check	991736	Knickerbocker, Kory	11/30/2021	170.00		OUTSTANDING		BLE REFUND
126034	Check	1046	KE-WA-PA SALES & SERVICE	11/30/2021	622.76		OUTSTANDING		BLE ACCOUNTS_PAYA
126035	Check	1064	Multi Ventures Limited	11/30/2021	3,468.00		OUTSTANDING		BLE ACCOUNTS_PAYA
126036	Check	1536	Transportation Accessories Co	11/30/2021	99.90		OUTSTANDING		BLE ACCOUNTS_PAYA
126037	Check	1713	Central Ohio Bandag LP	11/30/2021	617.56		OUTSTANDING		BLE ACCOUNTS_PAYA
126038	Check	2038	Gordon Food Service	11/30/2021	70,511.60		OUTSTANDING		BLE ACCOUNTS_PAYA
126039	Check	3036	NASCO	11/30/2021	24.00		OUTSTANDING		BLE ACCOUNTS_PAYA
126040	Check	3058	Stanton's Sheet Music, Inc.	11/30/2021	136.65		OUTSTANDING		BLE ACCOUNTS_PAYA
126041	Check	5237	ESC of Central Ohio	11/30/2021	33,930.62		OUTSTANDING		BLE ACCOUNTS_PAYA
126042	Check	5725	BRICKER & ECKLER LLP	11/30/2021	7,463.70		OUTSTANDING		BLE ACCOUNTS_PAYA

Big Walnut Local Schools Disbursement Report-All Checks

Check #	Check Type	Vendor #	Primary Name	Date	Amount	Reconcile Date	Status	Void Date	Type
126043	Check	5947	RelaDyne	11/30/2021	\$ 2,346.97		OUTSTANDING		ACCOUNTS_PAYA BLE
126044	Check	7268	PJ's Pizza	11/30/2021	612.00		OUTSTANDING		ACCOUNTS_PAYA BLE
126045	Check	8898	Office Depot Dept #34063345	11/30/2021	31.68		OUTSTANDING		ACCOUNTS_PAYA BLE
126046	Check	9111	Pyrinex, Inc.	11/30/2021	3,600.00		OUTSTANDING		ACCOUNTS_PAYA BLE
126047	Check	70203	Music & Arts Center	11/30/2021	26.36		OUTSTANDING		ACCOUNTS_PAYA BLE
126048	Check	70262	CDW LLC	11/30/2021	7,704.00		OUTSTANDING		ACCOUNTS_PAYA BLE
126049	Check	75214	Pizza Hut	11/30/2021	2,331.00		OUTSTANDING		ACCOUNTS_PAYA BLE
126050	Check	752435	AATSP, Inc.	11/30/2021	65.00		OUTSTANDING		ACCOUNTS_PAYA BLE
126051	Check	790246	NORTHMOR HIGH SCHOOL	11/30/2021	175.00		OUTSTANDING		ACCOUNTS_PAYA BLE
126052	Check	791110	Rose Pest Solutions	11/30/2021	1,035.00		OUTSTANDING		ACCOUNTS_PAYA BLE
126053	Check	792106	IVS, Inc.	11/30/2021	264.90		OUTSTANDING		ACCOUNTS_PAYA BLE
126054	Check	792393	State Security, LLC	11/30/2021	1,705.50		OUTSTANDING		ACCOUNTS_PAYA BLE
126055	Check	792626	COHSBC-Central Ohio High Schoo	11/30/2021	200.00		OUTSTANDING		ACCOUNTS_PAYA BLE
126056	Check	792741	Ace Truck Body, Inc.	11/30/2021	10,907.00		OUTSTANDING		ACCOUNTS_PAYA BLE
126057	Check	793193	City Electric Supply Company	11/30/2021	414.98		OUTSTANDING		ACCOUNTS_PAYA BLE
126058	Check	793251	Shank, Charles R.	11/30/2021	110.00		OUTSTANDING		ACCOUNTS_PAYA BLE
126059	Check	793642	Blakley, Elaine	11/30/2021	39.20		OUTSTANDING		ACCOUNTS_PAYA BLE
126060	Check	793738	Washington Auto Parts Inc.	11/30/2021	178.10		OUTSTANDING		ACCOUNTS_PAYA BLE
126061	Check	794061	P.D. Paykoff Trucking Company	11/30/2021	368.25		OUTSTANDING		ACCOUNTS_PAYA BLE
126062	Check	794385	Frontline Technologies	11/30/2021	2,305.34		OUTSTANDING		ACCOUNTS_PAYA BLE
126063	Check	794548	Granville High School	11/30/2021	250.00		OUTSTANDING		ACCOUNTS_PAYA BLE
126064	Check	794792	Team Sports, Inc.	11/30/2021	642.00		OUTSTANDING		ACCOUNTS_PAYA BLE
126065	Check	795116	R & R Services Plus LLC	11/30/2021	550.00		OUTSTANDING		ACCOUNTS_PAYA BLE
126066	Check	795180	Greater Miami Valley Wrestling	11/30/2021	450.00		OUTSTANDING		ACCOUNTS_PAYA BLE
126067	Check	795326	Vasu	11/30/2021	626.00		OUTSTANDING		ACCOUNTS_PAYA BLE

Big Walnut Local Schools Disbursement Report-All Checks

Check #	Check Type	Vendor #	Primary Name	Date	Amount	Reconcile Date	Status	Void Date	Type
126068	Check	795436	Communications, Inc. PM Graphics Inc.	11/30/2021	\$ 1,540.33		OUTSTANDING		ACCOUNTS_PAYA BLE
126069	Check	795493	Snyder, David	11/30/2021	135.00		OUTSTANDING		ACCOUNTS_PAYA BLE
126070	Check	795557	AIR Training Solutions	11/30/2021	134.85		OUTSTANDING		ACCOUNTS_PAYA BLE
126071	Check	795651	Krygteiski, Kyle M	11/30/2021	1,500.00		OUTSTANDING		ACCOUNTS_PAYA BLE
126072	Check	795857	Plummer, Justin A	11/30/2021	66.98		OUTSTANDING		ACCOUNTS_PAYA BLE
126073	Check	795892	Sharron Group, Inc. DBA: Buckeye	11/30/2021	100.25		OUTSTANDING		ACCOUNTS_PAYA BLE
126074	Check	991536	Western Star State Industrial Products Corporation	11/30/2021	390.71		OUTSTANDING		ACCOUNTS_PAYA BLE
126075	Check	991538	TP Mechanical Contractors, Inc.	11/30/2021	2,990.00		OUTSTANDING		ACCOUNTS_PAYA BLE
126076	Check	991624	Haugland, LaMarche, and Ramage, LLC	11/30/2021	3,750.00		OUTSTANDING		ACCOUNTS_PAYA BLE
Grand Total					\$ 14,828,434.00				



BIG WALNUT | **INSPIRE**
LOCAL SCHOOLS | **& GUIDE**

COMPARISON OF FISCAL YEAR 2022 YTD
APPROPRIATIONS WITH FISCAL YTD ACTUAL -
ALL FUNDS (EXCLUDING GENERAL FUND)

AND

INVESTMENT REPORT FOR ALL FUNDS

Comparison of Fiscal Year 2022 YTD Appropriations with Fiscal Year YTD Actual Expenditures - All Funds

	BOE Approved Appropriation	Prior FY Encumbrance	FYTD Expendable	FYTD Expenditures	Current Encumbrances	Unencumbered Balance	Unencumbered Percent
002 - BOND RETIREMENT	9,470,115	-	9,470,115	6,883,010	2,516,381	70,724	1%
003 - PERMANENT IMPROVEMENT	2,054,202	572,290	2,626,492	808,414	561,764	1,256,314	48%
004 - BUILDING IMPROVEMENT	2,438,050	24,667,734	27,105,784	16,201,407	8,815,650	2,088,727	8%
006 - FOOD SERVICE	1,646,580	500	1,647,080	985,058	288,833	373,189	23%
014 - ROTARY-INTERNAL SERVICES	25,300	19,258	44,558	18,127	25,187	1,244	3%
018 - PUBLIC SCHOOL SUPPORT	113,050	10,037	123,087	20,188	13,159	89,740	73%
019 - OTHER GRANT	7,360	-	7,360	-	1,950	5,411	74%
022 - DISTRICT AGENCY	228,529	13,170	241,699	125,473	14,159	102,067	42%
070 - CAPITAL PROJECTS	110,000	-	110,000	9,276	3,300	97,424	89%
200 - STUDENT MANAGED ACTIVITY	104,685	4,214	108,899	27,121	80,361	1,417	1%
300 - DISTRICT MANAGED STUDENT ACTIVITY	327,809	4,378	332,187	165,200	88,752	78,235	24%
401 - AUXILLIARY SERVICES	285,812	78,549	364,361	193,902	36,106	134,354	37%
451 - DATA COMMUNICATION FUND	12,600	-	12,600	-	-	12,600	100%
467 - STUDENT WELLNESS AND SUCCESS	144,045	150	144,195	57,299	2,038	84,858	59%
499 - MISCELLANEOUS STATE GRANT FUND	32,490	5,511	38,001	18,552	847	18,602	0%
507 - ESSER FUND	2,157,946	-	2,157,946	156,773	-	2,001,173	0%
516 - IDEA PART-B GRANT	1,228,411	10,695	1,239,107	297,528	42,853	898,726	73%
551 LIMITED ENGLISH PROFICIENCY	7,662	-	7,662	-	-	7,662	100%
572 - TITLE I	215,609	4,223	219,832	94,971	2,028	122,833	56%
584 - TITLE IV ACADEMIC ENRICHMENT	14,823	-	14,823	2,144	-	12,679	86%
587 - EARLY CHILDHOOD SPECIAL EDUCATION GRANT	39,439	218	39,656	8,733	-	30,923	78%
590 - TITLE II-A IMPROVING TEACHER QUALITY	130,957	-	130,957	7,833	9,083	114,041	87%
599 - MISCELLANEOUS FEDERAL GRANTS	18,148	-	18,148	(250)	-	18,398	100%
TOTAL ALL FUNDS	20,813,622	25,390,927	46,204,549	26,080,758	12,502,451	7,621,340	16%

**BIG WALNUT LOCAL SCHOOL DISTRICT
INVESTMENT PORTFOLIO
November 30, 2021**

<u>Institution</u>	<u>Instrument Type</u>	<u>Cost Basis</u>	<u>Purchase Date</u>	<u>Yield Rate</u>	<u>Maturity Date</u>	<u>Days to Maturity</u>	<u>Est. Interest Remaining</u>
INTERIM FUNDS - General Operating Funds							
<i>Fifth Third Securities, Inc. - Investments</i>							
1) Goldman Sachs Bk USA	Certificate of Deposit	\$245,000.00	11/27/2019	1.80%	11/28/2022	363	\$4,446.24
Fifth Third Investment Total Subtotal		<u>\$245,000.00</u>					
<i>RedTree Investment Group - Investments</i>							
2) LVMH Moet	Commercial Paper	\$998,500.00	3/8/2021	0.20%	12/3/2021	3	\$1,500.00
3) Toyota Motor Credit	Commercial Paper	\$449,325.00	3/8/2021	0.20%	12/3/2021	3	\$675.00
4) JP Morgan	Commercial Paper	\$349,452.83	3/16/2021	0.21%	12/9/2021	9	\$547.17
5) Canadian Imp Holdings	Commercial Paper	\$109,854.56	4/22/2021	0.20%	12/16/2021	16	\$145.44
6) LVMH Moet	Commercial Paper	\$384,435.33	3/31/2021	0.20%	12/20/2021	20	\$564.67
7) Federal Farm Credit Bank	U.S. Gov't Agency Note	\$199,933.20	6/25/2020	0.28%	6/22/2022	204	\$520.00
8) Lorain County	Municipal Bond	\$175,000.00	12/30/2020	0.40%	12/1/2022	366	\$1,050.00
9) Bethel Local School District	Municipal Bond	\$217,154.25	7/28/2020	1.11%	11/1/2023	701	\$7,845.75
10) City of Farview Park	Municipal Bond	\$165,000.00	7/1/2021	0.35%	12/1/2023	731	\$1,431.40
11) U.S. Treasury Note	U.S. Treasurer	\$249,658.20	6/30/2021	0.42%	4/15/2024	867	\$2,343.75
12) Federal Home Loan Bank	U.S. Gov't Agency Note	\$150,000.00	6/28/2021	0.40%	6/28/2024	941	\$1,170.00
13) Federal Home Loan Bank	U.S. Gov't Agency Note	\$260,000.00	8/26/2021	0.54%	8/26/2024	1000	\$2,028.00
Government Debt - Federal Agency Subtotal		<u>\$3,708,313.37</u>					
<i>Cash Accounts</i>							
1) First Commonwealth Bank	Checking - SM	\$12,181.80	11/30/2021	0.03%	12/1/2021	1	\$0.01
2) Federated Govt Obligations Is	Money Market	\$3,311,480.62	11/30/2021	0.03%	12/1/2021	1	\$2.72
3) First American Obligations Fund	Money Market	\$3,303,361.98	11/30/2021	0.01%	12/1/2021	1	\$0.91
4) Star Ohio - General	Money Market	\$5,317,361.39	11/30/2021	0.09%	12/1/2021	1	\$13.11
Cash Account Subtotal		<u>\$11,944,385.79</u>					
Total Interim Funds		<u>\$15,897,699.16</u>					
ACTIVE FUNDS - General Operating Funds							
1) First Commonwealth Bank	Checking - General	\$1,555,710.95	11/30/2021	0.02%	12/1/2021	1	\$0.85
2) First Commonwealth Bank	Checking - Payroll	\$228,954.58	11/30/2021	0.00%	12/1/2021	1	\$0.00
Total Active Funds		<u>\$1,784,665.53</u>					42107.88
Total Active and Interim Funds - General Operating		<u>\$17,682,364.69</u>		0.13%		63	\$24,285.02

**BIG WALNUT LOCAL SCHOOL DISTRICT
CONSTRUCTION - INVESTMENT PORTFOLIO
November 30, 2021**

<u>Institution</u>	<u>Instrument Type</u>	<u>Cost Basis</u>	<u>Purchase Date</u>	<u>Yield Rate</u>	<u>Maturity Date</u>	<u>Days to Maturity</u>	<u>Est. Earnings Remaining</u>
<u>December 2017 - Note/Bond Proceeds</u>							
<i>Commercial Paper</i>							
1) Canadian Imp Holdings	Commercial Paper	\$339,550.45	4/22/2021	0.20%	12/16/2021	16	\$449.55
<i>Money Markets</i>							
2) First American Treasury Obligations Fund	Money Market	\$7,081.12	11/30/2021	0.01%	12/1/2021	1	\$0.00
Money Markets Subtotal		<u>\$7,081.12</u>					
Total December 2017 - Note/Bond Proceeds		<u>\$346,631.57</u>					
<u>July 2018 - Bond Proceeds</u>							
<i>Commercial Paper</i>							
1) ING US CP	Commercial Paper	\$244,632.50	3/19/2021	0.20%	12/14/2021	14	\$367.50
2) Royal Bank of Canada (RBC)	Commercial Paper	\$479,438.93	8/16/2021	0.16%	5/6/2022	157	\$561.07
3) Lloyds Bank	Commercial Paper	\$399,497.56	8/16/2021	0.17%	5/9/2022	160	\$502.44
4) Collateralized CP (JP Morgan)	Commercial Paper	\$719,035.20	8/18/2021	0.18%	5/13/2022	164	\$964.80
Commercial Paper Subtotal		<u>\$1,842,604.19</u>					
5) First American Treasury Obligations Fund	Money Market	\$6,281.22	11/30/2021	0.01%	12/1/2021	1	\$0.00
Subtotal		<u>\$6,281.22</u>					
Total July 2018 - Bond Proceeds		<u>\$1,848,885.41</u>					
<u>May 2019 - Bond Proceeds</u>							
<i>Federal Government Obligations</i>							
1) Federal Farm Credit Bank	U.S. Agency Note	\$1,499,425.50	5/6/2020	0.27%	5/6/2022	157	\$2,449.50
2) Federal Farm Credit Bank	U.S. Agency Note	\$618,822.00	5/18/2020	0.26%	5/18/2022	169	\$1,674.00
3) Federal Farm Credit Bank	U.S. Agency Note	\$1,377,585.00	5/21/2020	0.25%	5/18/2022	169	\$3,519.00
4) Federal Farm Credit Bank	U.S. Agency Note	\$2,499,165.00	6/25/2020	0.28%	6/22/2022	204	\$7,335.00
Federal Government Obligations Subtotal		<u>\$5,994,997.50</u>					

**BIG WALNUT LOCAL SCHOOL DISTRICT
CONSTRUCTION - INVESTMENT PORTFOLIO
November 30, 2021**

<u>Institution</u>	<u>Instrument Type</u>	<u>Cost Basis</u>	<u>Purchase Date</u>	<u>Yield Rate</u>	<u>Maturity Date</u>	<u>Days to Maturity</u>	<u>Est. Earnings Remaining</u>
May 2019 - Bond Proceeds (Continued)							
<i>Commercial Paper</i>							
5) Citigroup	Commercial Paper	\$998,550.00	3/15/2021	0.20%	12/1/2021	1	\$1,450.00
6) LVMH Moet	Commercial Paper	\$1,997,000.00	3/8/2021	0.20%	12/3/2021	3	\$3,000.00
7) Natixis NY	Commercial Paper	\$998,430.83	3/9/2021	0.21%	12/3/2021	3	\$1,569.17
8) Bank of Montreal	Commercial Paper	\$848,725.00	3/11/2021	0.20%	12/6/2021	6	\$1,275.00
9) ING US CP	Commercial Paper	\$998,500.00	3/19/2021	0.20%	12/14/2021	14	\$1,500.00
10) Natixis NY	Commercial Paper	\$998,576.67	5/5/2021	0.21%	1/4/2022	35	\$1,423.33
11) Lloyds Bank	Commercial Paper	\$614,227.49	8/10/2021	0.17%	5/3/2022	154	\$772.51
12) Royal Bank of Canada (RBC)	Commercial Paper	\$1,498,246.67	8/16/2021	0.16%	5/6/2022	157	\$1,753.33
13) Collateralized CP (JB Morgan)	Commercial Paper	\$1,797,588.00	8/18/2021	0.18%	5/13/2022	164	\$2,412.00
14) Societe Generale	Commercial Paper	\$1,448,049.75	9/20/2021	0.18%	6/16/2022	198	\$1,950.25
Commercial Paper Subtotal		<u>\$12,197,894.41</u>					
15) First American Treasury Obligations Fund	Money Market	\$266,372.12	11/30/2021	0.01%	12/1/2021	1	\$0.07
16) Star Ohio - Construction Fund	Money Market	\$36,487.03	11/30/2021	0.08%	12/1/2021	1	\$0.08
Subtotal		<u>\$302,859.15</u>					
Total May 2019 - Bond Proceeds		<u>\$18,495,751.06</u>					
Grand Total Construction Proceeds		<u>\$20,691,268.04</u>		0.21%		112	\$34,928.60

**BIG WALNUT LOCAL SCHOOL DISTRICT
INVESTMENT EARNINGS REVENUE
November 30, 2021**

Fund	Month to Date	Year to Date
General Fund (001)	\$1,448.68	\$15,620.12
Building Project Fund (004-9017)	(\$915.34)	\$133,125.92
Food Service Fund (006)	\$0.00	\$0.00
Sunbury Meadows CDA (022-9200)	\$8.63	\$30.86
Auxillary Services Fund (401)	\$0.00	\$21.02
Total All Funds	\$541.97	\$148,797.92

**Thank you for your review of the November 2021 Big Walnut
Local School District Financial Report.**



Big Walnut Local School District
110 Tippet Court
Sunbury, OH 43074